



**Islamic Republic of Afghanistan  
Ministry of Counter Narcotics**



**UNODC**  
United Nations Office on  
Drugs and Crime

December 2014 مطابق جدی ۱۳۹۳ هجری

## **Afghanistan Drug Price Monitoring Monthly Report**



**Ministry of Counter Narcotics, Islamic Republic of Afghanistan, Kabul  
And  
United Nations Office on Drugs and Crime, Kabul**

## Abbreviations

MCN: Ministry of Counter Narcotics

UNODC: United Nations Office on Drugs and Crime

## ACKNOWLEDGEMENTS

The following organizations and individuals contributed to the drug price data collection and analysis and preparation of this report:

### ***Ministry of Counter-Narcotics:***

Mohammad Ibrahim Azhar (Deputy Minister), Haroon Rashid Sherzad (Deputy Minister), Mir Abdullah Sadat (Director of Narcotics Survey Directorate), Sayed Najibullah Ahmadi (Economic specialist) Saraj Ahmad (Deputy Director of Narcotics Survey Directorate), Nasir Ahmad (Deputy Director of Narcotics Survey Directorate) Ahmad Shabir Tayeeb (GIS Officer)

Mohammad Ajmal (Database Officer), Sayed Shahenshah (Quality Control and Digit Specialist), Mohammad Hakim Hayat (Eradication Reporter), Mujtaba (Data entry) Fazel Karim Alimi (Admin & Finance Officer)

***Survey Coordinators:*** Eshaq Masumi (Central Region), Mohammed Ishaq Anderabi (North-Eastern Region), Abdul Latif Ehsan (Western Region), Fida Mohammad (Northern Region), Khalil Ahmad (Southern Region) and Abdullah Dawodkhel (Eastern Region).

### ***United Nations Office on Drugs and Crime***

Devashish Dhar (International Project Coordinator), Abdul Manan Ahmadzai (Senior Survey Officer), Noor Mohammad Sadiq (Database Developer), Ahmad Jawid Ghiasee and Sayed Mehdi Sadat (Remote sensing analysts), Asia Noory (Project Associate), Ziaulhaq Sidiqi (GIS Associate), Qahir Khan National Research Officer, Balochistan (Pakistan) and Shaukat Ullah Khan National Research Officer Peshawar (Pakistan)

***Survey Coordinators:*** Abdul Basir Basiret (Eastern Region), Sayd Ghawash Nayer (Western Region), Emran Mehrwarz (North-eastern Region), Rahimullah Omar (Central Region)

Drug price report in Afghanistan was made possible by financial contribution from the Governments of United States of America and United Kingdom.

## Drug price by year (December 2013 - December 2014)

- **Average<sup>1</sup> price of dry Opium in Afghanistan, (US\$/kg)**

Dry Opium	Dec-13	Dec-14	Increase/ Decrease (%)
<i>Farm-gate price (US\$/Kg)</i>	144	142	-1%
<i>Trader price (US\$/Kg)</i>	154	149	-3%

- **Average<sup>1</sup> price of fresh Opium in Afghanistan, (US\$/kg)**

Fresh Opium	Dec-13	Dec-14	Increase/ Decrease (%)
<i>Farm-gate price (US\$/Kg)</i>	128	129	+1%
<i>Trader price (US\$/Kg)</i>	134	133	-1%

- **Average<sup>1</sup> price of Heroin in Afghanistan, (US\$/kg)**

Heroin	Dec-13	Dec-14	Increase/ Decrease (%)
<i>High Quality</i>	3,266	2,951	-10%
<i>Medium Quality</i>	2,102	1,979	-6%

- **Average<sup>1</sup> price of Cannabis Resin in Afghanistan, (US\$/kg)**

Types of cannabis resin	Dec-13	Dec-14	Increase/ Decrease (%)
<i>Cannabis resin (Garda # 1) price (US\$/kg)</i>	132	110	-17%
<i>Cannabis resin (Garda # 2) price (US\$/kg)</i>	74	69	-7%
<i>Cannabis resin (Garda # 3) price (US\$/kg)</i>	28	29	+4%

- **Heroin and Hashish (best quality) prices in Peshawar, Pakistan (US\$/kg)**

Best quality of Heroin/Hashish	Dec-13	Dec-14	Increase/Decrease (%)
<i>Heroin - White (Injection) price (US\$/kg)</i>	3,943	3,757	-5%
<i>Hashish - (Garda # 1) price (US\$/kg)</i>	618	656	+6%

<sup>1</sup> Simple average of all observations

- **Heroin and Hashish (best quality) prices in Quetta, Pakistan (US\$/kg)**

Best quality of Heroin/Hashish	Dec-13	Dec-14	Increase/Decrease (%)
Heroin - High quality (Crystal) price (US\$/kg)	4,985	4,133	-17%
Hashish - High quality price (US\$/kg)	431	697	+62%

- **Average<sup>2</sup> price of Heroin, Opium and Hashish at consumer level in Afghanistan, (US\$/kg)**

Types of drugs	Dec-13	Dec-14	Increase/Decrease (%)
Heroin	5,261	5,331	+1%
Opium	330	267	-19%
Hashish	220	200	-9%

- **Average<sup>2</sup> price of Wheat, Cotton, Saffron, Imported and Local Rice in Afghanistan, (US\$/kg)**

Types of crops	Dec-13	Dec-14	Increase/Decrease (%)
Wheat	0.41	0.45	+10%
Cotton	1.4	1.3	-2%
Saffron	1,419	1,379	-3%
Rice (imported)*	1.5	1.5	-1%
Rice (local)*	1.0	0.9	-8%

- **Average<sup>2</sup> price of poppy and cannabis seeds in Afghanistan, (US\$/kg)**

Types of seeds	Dec-13	Dec-14	Increase/Decrease (%)
Cannabis seed	0.44	0.41	-6%
Poppy seed	0.69	0.68	-1%

- **Average<sup>2</sup> price of acetic anhydride in Afghanistan, (US\$/Lit )**

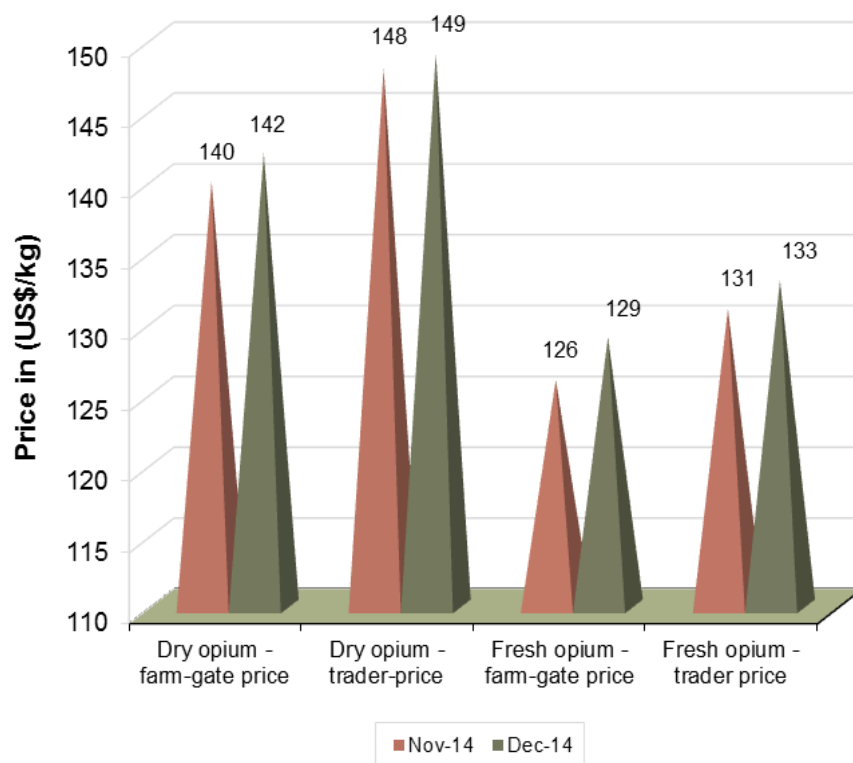
Variety of Acetic Anhydride	Dec-13	Dec-14	Increase/Decrease (%)
Acetic Anhydride - A*	213	288	+35%
Acetic Anhydride - B*	86	140	+63%
Acetic Anhydride - C*	76	125	+64%
Acetic Anhydride - D*	154	155	1%
Acetic Anhydride - E*	132	150	+14%
Acetic Anhydride - F*	158	339	+114%

\* A, B, C, D, E, F represent different variety of acetic anhydride in Afghanistan.

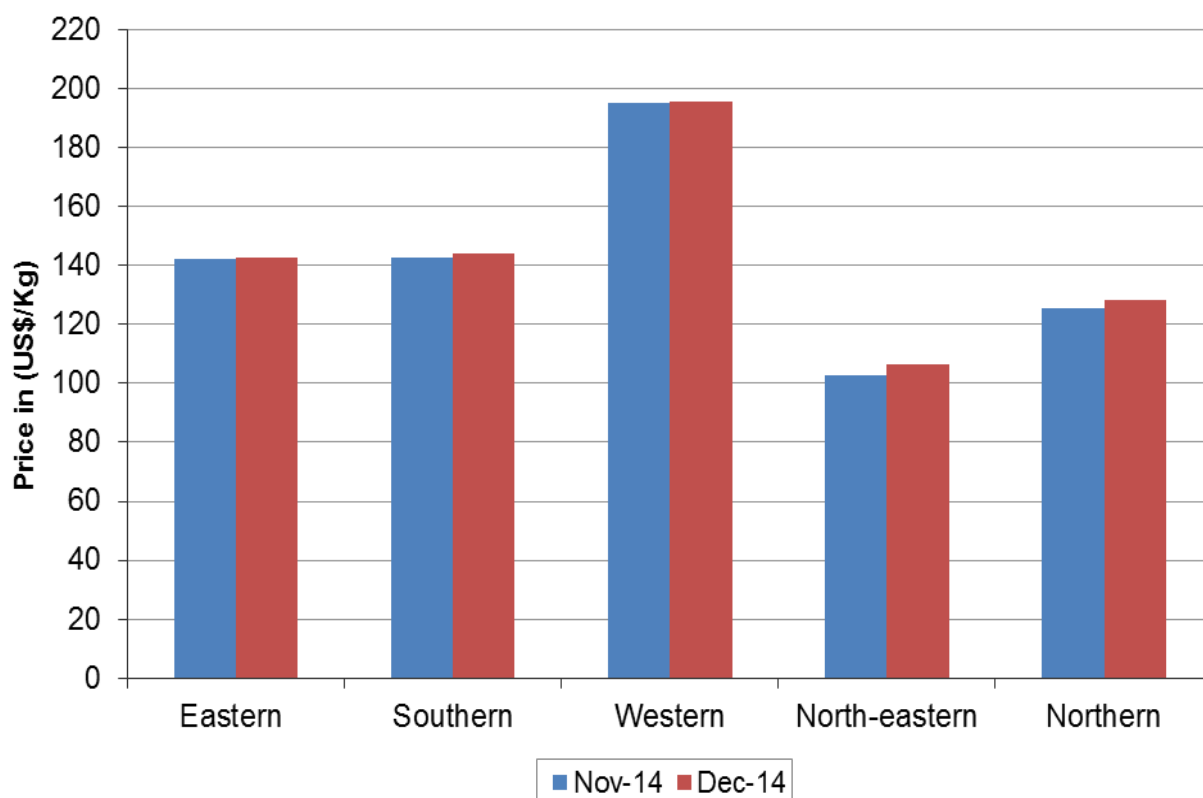
<sup>2</sup> Simple average of all observations

## Drug price by Month (November 2014 – December 2014)

### Price change of Dry Opium and Fresh Opium (November 2014 and December 2014)



### Regional average price of dry opium from traders (November 2014 – December 2014)

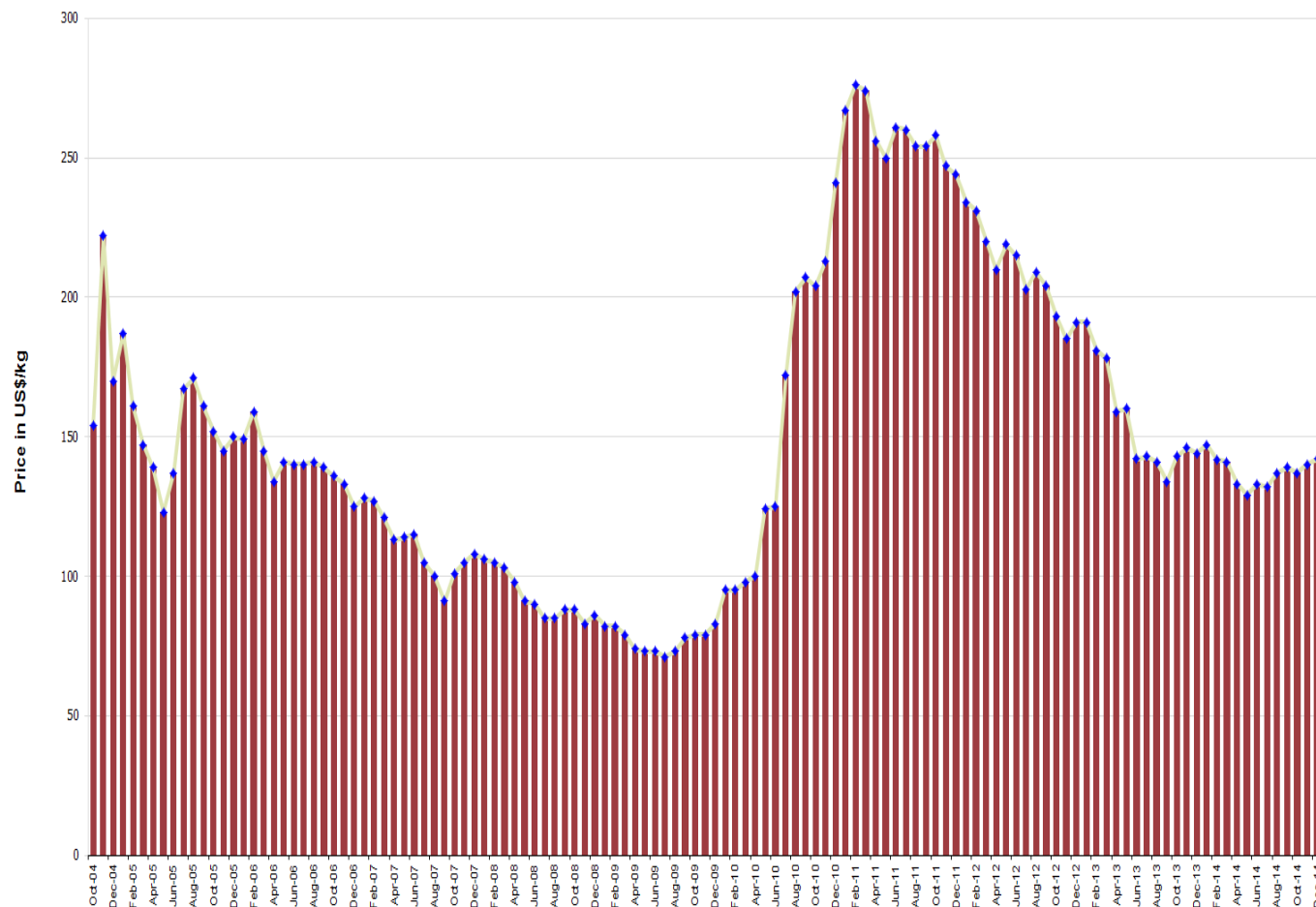


## DRY OPIUM

### FARM-GATE PRICE:

The national average price for one kilogram of dry opium in Afghanistan at the farm-gate level was **US\$ 142/kg** at the end of December 2014 which is 2% higher compared to price reported in November 2014 (**US\$ 140/kg**). The average dry opium price at the farm-gate level in December 2014 is 1% lower than the price reported in December 2013 which was **US\$ 144/kg**. The dry opium price has a decreasing trend since February 2011.

**Graph 1: National <sup>2</sup>Average price of dry opium at farm-gate level from Sep 2004 to Dec 2014**



### Dry Opium (Chaynaki Quality):

#### FARM-GATE PRICE:

Price of opium (dry) was not found to be varying with quality in different regions. In Balkh and Hilmand provinces another quality of dry opium by the name of **Chaynaki** is available at Farm-gate and trader level. The **Chaynaki** quality of dry opium more air dried than other varieties. The average price of 1 kilogram of **Chaynaki** dry opium at Farm-gate level in Balkh province is **US\$ 167.2/kg** in December 2014 showing a decrease of **0.1%** compared to the price reported in November 2014 (**US\$ 167.5**). The average price of 1 kilogram of **Chaynaki** dry opium at farm-gate level in Hilmand province is **US\$ 359/kg** in December 2014 with an increased by **1%** compared to the price reported in November 2014 (**US\$ 357**).

**Table 1: Average<sup>2</sup> price of dry opium (Chaynaki quality) at farm-gate level (US\$/Kg)**

Dry Opium (Chaynaki quality)	Balkh		Change (Dec-Nov) %	Hilmand		Change (Dec-Nov) %
	Nov-14	Dec-14		Nov-14	Dec-14	
Farm-gate price (US\$/Kg)	167.5	167.2	-0.1%	357	359	+1%

<sup>2</sup> Simple average of all observations

## **DRY OPIUM:**

### **TRADER PRICE**

The national average dry opium price collected from traders was **US\$ 149/kg** at the end of December 2014 showing **1%** increase compared to the price reported last month (November 2014) (**US\$ 148/kg**). The average dry opium price at trader level in December 2014 is **3%** lower than the price reported last year (December 2013) which was **US\$ 154/kg**.

Dry opium price collected from traders has increased by 4%, 2%, 1% and 0.3% in North-eastern, Northern, Southern and Eastern regions respectively

**Table 2: Regional average<sup>3</sup> price of dry opium collected from traders (US\$/Kg)**

Region	Price of Dry Opium (US\$/Kg)		Price change (%)
	Nov-14	Dec-14	
Eastern region (Kunar, Laghman, Nangarhar)	142	143	+0.3%
Southern region (Hilmand, Kandahar, Uruzgan, Zabul)	143	144	+1%
Western region (Badghis, Farah, Ghor, Hirat, Nimroz)	195	195	+0%
North-eastern region (Badakhshan, Kunduz, Takhar)	103	106	+4%
Northern region (Baghlan, Balkh, Faryab)	125	128	+2%
<b>Average</b>	<b>148</b>	<b>149</b>	<b>+1%</b>

### **Dry Opium (Chaynaki Quality):**

#### **TRADER PRICE:**

In Balkh province, the average price of 1 kilogram of **Chaynaki** dry opium at trader level is **US\$ 176.4/kg** in December 2014 showing an increase of **0.3%** compared to the price reported in November 2014 (**US\$ 175.9/kg**). In Hilmand province, the average price of 1 kilogram of **Chaynaki** dry opium at trader level is **US\$ 380/kg** in December 2014 increased by **0.2%** compared to the price reported in November-2014 (**US\$ 379**)

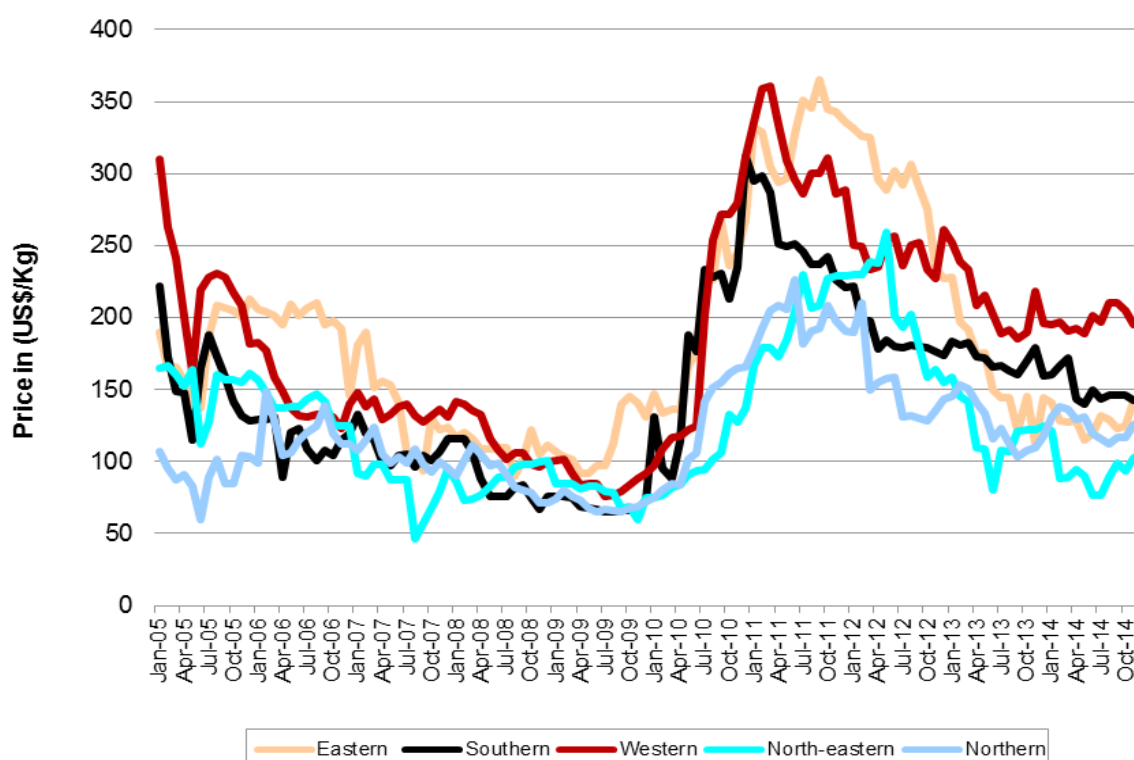
**Table 3: Average<sup>3</sup> price of dry opium (Chaynaki quality) at trader level (US\$/Kg)**

Dry Opium (Chaynaki quality)	Balkh		Change (Dec-Nov) %	Hilmand		Change (Dec-Nov) %
	Nov-14	Dec-14		Nov-14	Dec-14	
Trader price (US\$/Kg)	175.9	176.4	+0.3%	379	380	+0.2%

<sup>3</sup> Simple average of all observations



**Graph 2: Regional average<sup>4</sup> price of dry opium from traders (January 2005 to December 2014)**



**Table 4: Regional average<sup>4</sup> price of dry opium at farm-gate and trader level in local currency**

		Price of 1 kg of Dry Opium in local currency					
		Nov-14		Dec-14			
Region	Local currency	Farm-gate	Trader	Farm-gate	Trader	Change at farm-gate level (Dec-Nov) (%)	Change at trader level (Dec-Nov) (%)
Eastern region (Kunar, Laghman, Nangarhar)	Pakistani Rupee	14,031	14,327	13,975	14,250	-0.4%	-1%
Southern region (Hilmand, Kandahar, Uruzgan, Zabul)	Pakistani Rupee	13,663	14,293	13,849	14,485	+1%	+1%
Western region (Badghis, Ghor) *	Afghani	10,403	10,800	10,050	10,447	-3%	-3%
Western region (Farah, Hirat, Nimroz) *	Imanian Tuman	620,424	664,889	693,535	738,000	+12%	+11%
North-eastern region (Badakhshan, Kunduz, Takhar)	Afghani	4,711	5,946	5,361	6,160	+14%	+4%
Northern region (Baghlan, Balkh, Faryab)	Afghani	7,050	7,278	7,179	7,442	+2%	+2%

\* Western region is divided in two groups because of prices available in two currencies.

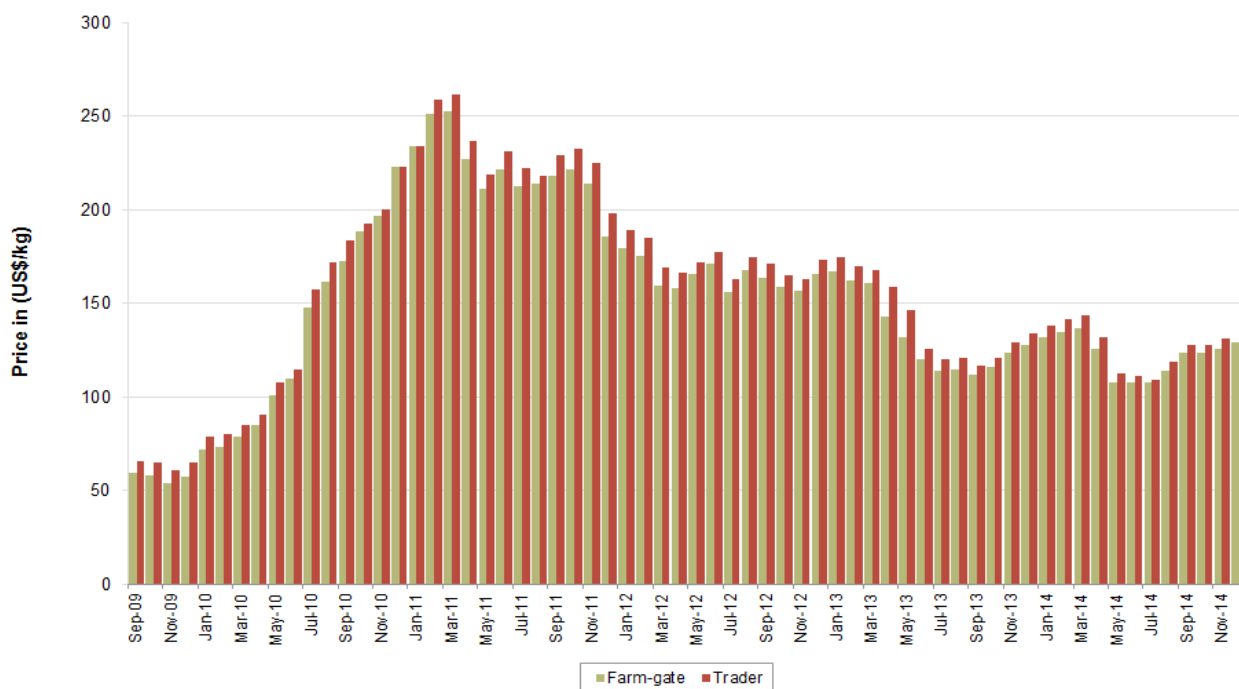
<sup>4</sup> Simple average of all observations



## FRESH OPIUM

At the end of December 2014, the national average price of fresh opium increased by **2%** from **US\$ 126/kg** in November 2014 to **US\$ 129/kg in December 2014** at the farm-gate level. Similarly, the national average price of fresh opium at trader level increased by **2%** from **US\$ 131/kg** in November 2014 to **US\$ 133/kg** this month (December 2014).

**Graph 3: National average<sup>5</sup> price of fresh opium at farm-gate and trader level, US\$/kg (August 2009 to December 2014)**



**Table 5: Regional average<sup>5</sup> price of fresh opium at farm-gate and trader level in local currency**

		Price of 1 kg of Fresh Opium in local currency					
		Nov-14		Dec-14			
Region	Local currency	Farm-gate	Trader	Farm-gate	Trader	Change at farm-gate level (Dec-Nov) (%)	Change at trader level (Dec-Nov) (%)
Eastern region (Kunar, Laghman, Nangarhar)	Pakistani Rupee	NA	NA	NA	NA	NA	NA
Southern region (Hilmand, Kandahar, Uruzgan, Zabul)	Pakistani Rupee	12,061	12,549	12,290	12,785	+2%	+2%
Western region (Badghis, Ghor) *	Afghani	7,549	7,799	7,196	7,446	-5%	-5%
Western region (Farah, Hirat, Nimroz) *	Imanian Tuman	496,930	510,846	570,041	583,957	+15%	+14%
North-eastern region (Badakhshan, Kunduz, Takhar)	Afghani	NA	NA	NA	NA	NA	NA
Northern region (Baghlan, Balkh, Faryab)	Afghani	6,170	6,404	6,388	6,621	+4%	+3%

\* Western region is divided in two groups because of prices available in two currencies

<sup>5</sup> Simple average of all observations

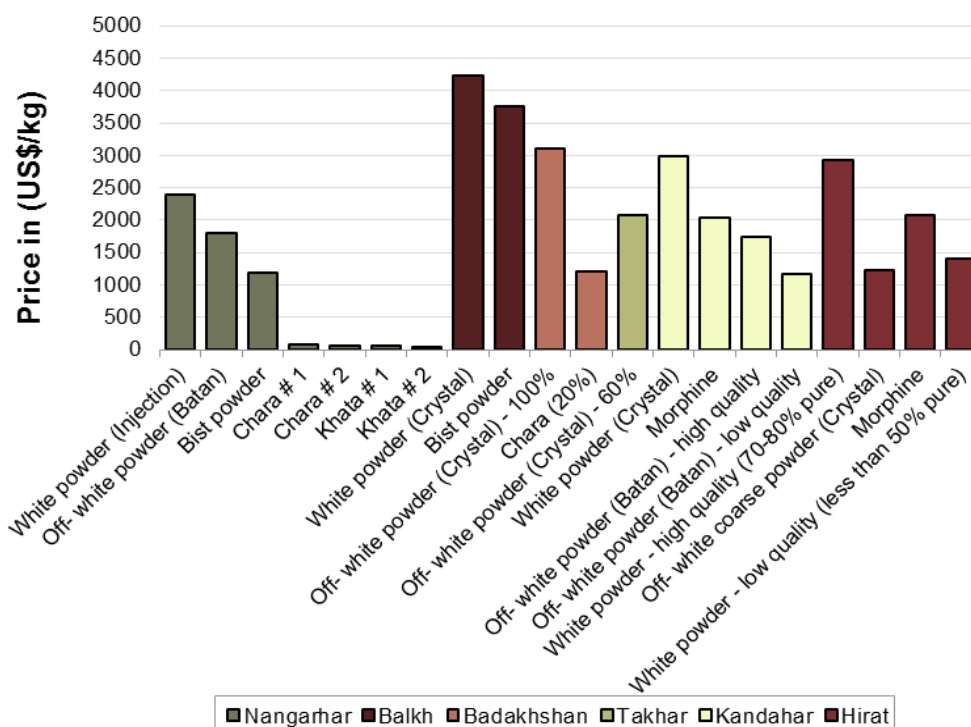
# HEROIN

There are several types of heroin available in Afghanistan with different quality. The prices of White powder (injection) in Nangarhar province, White powder (Crystal) in Kandahar and Balkh provinces, Off-white (Crystal)-100% in Badakhshan province and White powder-high quality (70-80% pure) in Hirat province are the most expensive heroin reported in Afghanistan. The cheapest heroin (**US\$ 40/kg**) is called as Khata # 2 reported in Nangarhar province.

**Table 7: Prices of different types of Heroin in Afghanistan, (US\$/kg), Dec 2013 – Dec 2014**

Province	Types of Heroin	Dec-13	Jan-14	Feb-14	Mar-14	Apr-14	May-14	Jun-14	Jul-14	Aug-14	Sep-14	Oct-14	Nov-14	Dec-14	Change (Dec-Nov) %
Badakhshan	Chara (20%)	1,753	1,224	1,094	1,095	1,104	1,009	1,023	1,030	1,198	998	1,004	1,051	1,207	+15%
	Off- white powder (Crystal) - 100%	4,219	3,585	3,281	3,286	2,408	2,220	2,250	2,266	2,367	2,450	2,463	2,584	3,103	+20%
Balkh	Best powder	3,389	3,512	3,590	3,621	3,509	3,514	3,618	3,680	3,629	3,691	3,665	3,704	3,750	+1%
	White powder (Crystal)	4,060	4,180	4,192	4,212	4,140	4,123	4,221	4,227	4,157	4,240	4,166	4,187	4,229	+1%
Hirat	Morphine	1,759	1,856	2,007	1,891	2,015	2,009	2,103	2,044	2,069	2,204	1,721	2,062	2,086	+1%
	Off- white coarse powder (Crystal)	2,043	2,041	1,997	1,563	1,346	1,339	1,385	1,425	1,400	1,387	1,310	1,335	1,229	-8%
	White powder - high quality (70-80% pure)	2,922	2,942	2,877	2,713	2,890	2,953	3,110	3,000	2,922	3,067	2,827	2,899	2,930	+1%
	White powder - low quality (less than 50% pure)	1,461	1,478	1,465	1,331	1,413	1,431	1,483	1,480	1,391	1,475	1,355	1,380	1,397	+1%
Kandahar	Morphine	2,000	2,007	2,077	2,165	2,062	2,099	2,139	2,084	2,050	2,030	2,018	1,987	2,036	+2%
	Off- white powder (Batan) - high quality	1,810	1,816	1,884	1,959	1,856	1,884	1,930	1,879	1,846	1,824	1,772	1,739	1,748	+1%
	Off- white powder (Batan) - low quality	1,143	1,147	1,237	1,237	1,237	1,249	1,283	1,239	1,214	1,197	1,181	1,143	1,172	+3%
	White powder (Crystal)	3,048	3,058	3,285	3,299	3,093	3,072	3,129	3,067	2,996	2,972	2,954	1,987	2,979	+50%
Nangarhar	Best powder	1,190	1,242	1,103	1,241	1,134	1,020	1,040	1,219	990	884	828	1,192	1,196	+0%
	Chara # 1	86	115	77	114	82	82	94	81	99	88	78	79	70	-12%
	Chara # 2	48	76	58	62	41	41	73	51	59	59	58	50	50	+0%
	Khata # 1	76	76	67	83	52	60	73	71	89	74	68	70	60	-14%
	Khata # 2	38	38	48	52	31	31	52	46	50	49	49	30	40	+34%
	Off- white powder (Batan)	1,905	1,911	1,726	1,964	2,062	1,938	1,769	1,828	1,782	1,768	1,947	1,788	1,795	+0%
	White powder (Injection)	2,571	2,676	2,686	2,895	2,577	2,447	2,289	2,437	2,079	2,062	2,142	2,384	2,393	+0%
Takhar	Off- white powder (Crystal) - 60%	2,779	2,099	2,038	2,041	1,606	1,413	1,432	1,442	1,677	1,750	1,774	1,906	2,069	+9%

**Graph 4: Prices of different types of heroin in Afghanistan, (US\$/kg), December 2014**



**Table 8: Prices of 1 kilogram of different types of Heroin in local currency**

Province	Types of heroin	Local currency	Prices of 1 kg of different types of heroin in local currency		Change (Dec-Nov) %
			Nov-14	Dec-14	
Badakhshan	Chara (20%)	Afghani	61,000	70,000	+15%
	Off- white powder (Crystal) - 100%	Afghani	150,000	180,000	+20%
Balkh	Bist powder	Afghani	215,000	217,500	+1%
	White powder (Crystal)	Afghani	243,000	245,300	+1%
Hirat	Morphine	Iranian Tuman	6,797,000	7,469,000	+10%
	Off- white coarse powder (Crystal)	Iranian Tuman	4,400,000	4,400,000	+0%
	White powder - high quality (70-80% pure)	Iranian Tuman	9,555,000	10,490,000	+10%
	White powder - low quality (less than 50% pure)	Iranian Tuman	4,550,000	5,000,000	+10%
Kandahar	Morphine	Pakistani Rupee	200,000	205,000	+3%
	Off- white powder (Batan) - high quality	Pakistani Rupee	175,000	176,000	+1%
	Off- white powder (Batan) - low quality	Pakistani Rupee	115,000	118,000	+3%
	White powder (Crystal)	Pakistani Rupee	300,000	300,000	+0%
Nangarhar	Bist powder	Pakistani Rupee	120,000	120,000	+0%
	Chara # 1	Pakistani Rupee	8,000	7,000	-13%
	Chara # 2	Pakistani Rupee	5,000	5,000	+0%
	Khata # 1	Pakistani Rupee	7,000	6,000	-14%
	Khata # 2	Pakistani Rupee	3,000	4,000	+33%
	Off- white powder (Batan)	Pakistani Rupee	180,000	180,000	+0%
	White powder (Injection)	Pakistani Rupee	240,000	240,000	+0%
	Off- white powder (Crystal) - 60%	Pakistani Rupee	110600	120000	+8%
Takhar	Off- white powder (Crystal) - 60%	Pakistani Rupee	110600	120000	+8%

## CANNABIS RESIN:

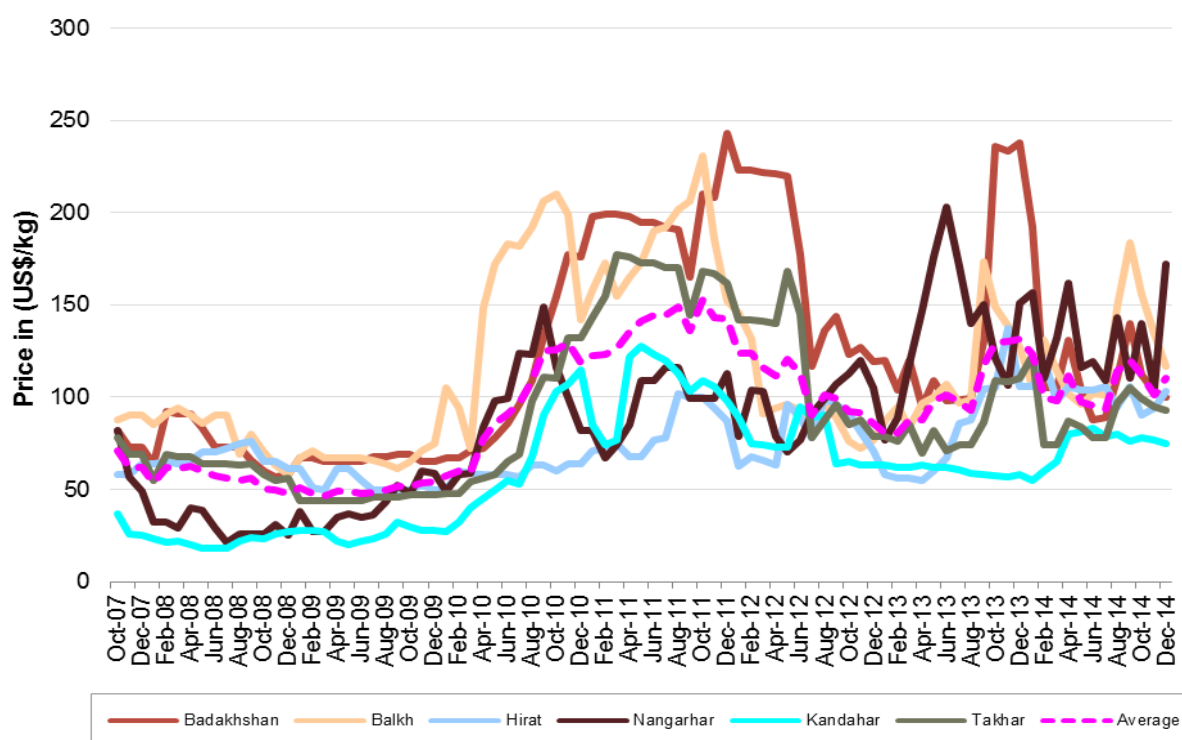
There are mainly three types of cannabis resin available in Afghanistan namely Garda # 1, # 2 and # 3 with quality as best, moderate and fair respectively. Garda # 1 (Shirak) in Badakhshan province was the most expensive cannabis resin because of its pure quality. Earlier Garda # 1 (Jooshi) of Balkh province was most

expensive and popular because of its high quality however it lost its demand due to its blending with lower quality hashish.

**Table 9: Prices of different types of cannabis resin in Afghanistan, (US\$/kg), Dec 2013 – Dec 2014**

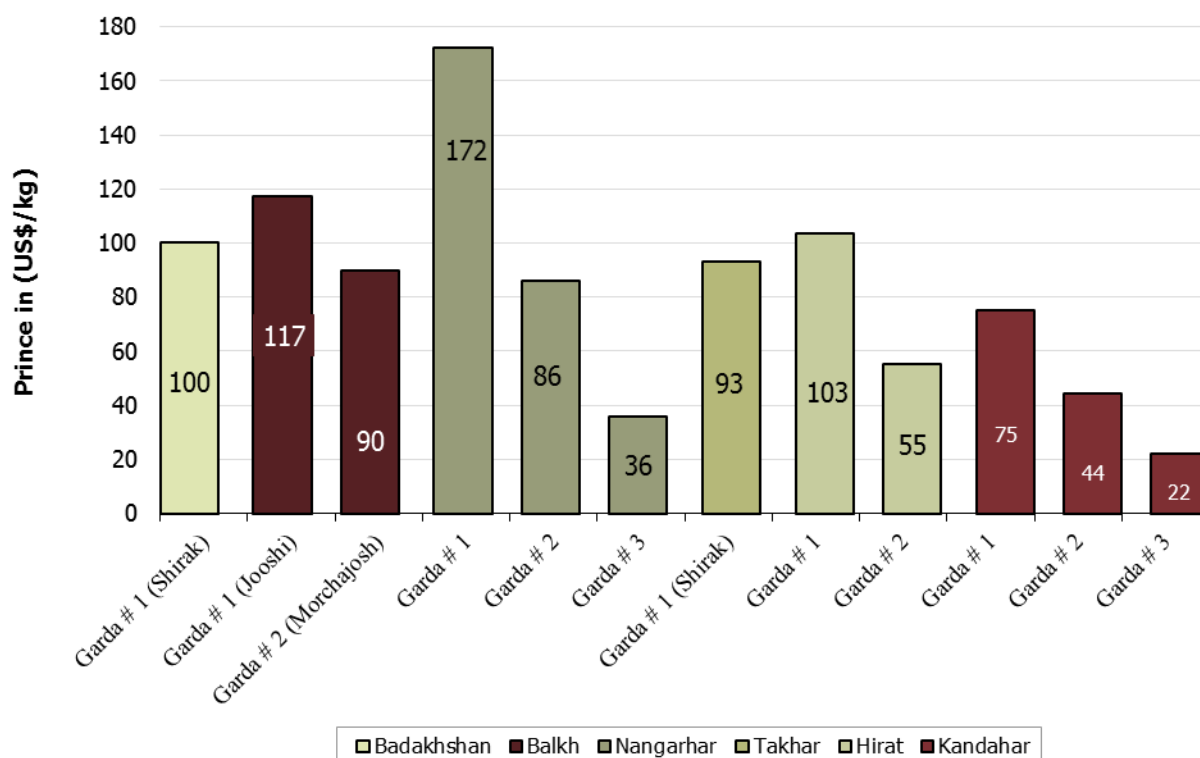
Province	Types of cannabis resin	Dec-13	Jan-14	Feb-14	Mar-14	Apr-14	May-14	Jun-14	Jul-14	Aug-14	Sep-14	Oct-14	Nov-14	Dec-14	Change (Dec-Nov) %
Badakhshan	Garda # 1 (Shirak)	238	192	105	105	131	104	88	89	110	140	112	103	100	-3%
Balkh	Garda # 1 (Jooshi)	127	114	131	114	102	96	102	101	149	184	156	134	117	-13%
	Garda # 2 (Morchajosh)	97	88	96	87	79	73	97	94	105	140	121	103	90	-13%
Hirat	Garda # 1	106	106	120	98	106	104	104	106	95	106	90	94	103	+10%
	Garda # 2	67	53	67	58	53	61	60	53	61	66	47	48	55	+16%
Kandahar	Garda # 1	58	55	60	65	80	81	83	79	80	76	78	77	75	-3%
	Garda # 2	42	39	39	46	47	47	49	47	48	46	47	45	44	-2%
	Garda # 3	21	19	20	25	27	28	30	27	27	24	26	24	22	-9%
Nangarhar	Garda # 1	151	157	110	132	162	116	119	109	143	110	140	105	172	63%
	Garda # 2	89	96	82	88	74	65	67	58	94	85	91	67	86	28%
	Garda # 3	34	41	34	44	44	36	33	22	29	28	34	30	36	21%
Takhar	Garda # 1 (Shirak)	110	122	74	74	87	84	78	78	97	105	99	95	93	-2%

**Graph 5: Average<sup>6</sup> price of cannabis resin (Garda # 1, best quality) in US\$/kg, Oct 2007 – Dec 2014**



**Graph 6: Prices of different types of cannabis resin in Afghanistan, (US\$/kg), December 2014**

<sup>6</sup> Simple average of all observations



**Table 10: Prices of 1 kilogram of different types of cannabis resin in Afghanistan in local currency, November 2014 – December 2014**

			Prices of 1 kg of different types of cannabis resin in local currency		Change (Dec-Nov) %
Province	Types of cannabis resin	Local currency	Nov-14	Dec-14	
Badakhshan	Garda # 1 (Shirak)	Afghani	6,000	5,800	-3%
Balkh	Garda # 1 (Jooshi)	Afghani	7,800	6,800	-13%
	Garda # 2 (Morchajosh)	Afghani	6,000	5,200	-13%
Hirat	Garda # 1	Iranian Tuman	308,900	370,000	+20%
	Garda # 2	Iranian Tuman	157,300	197,500	+26%
Kandahar	Garda # 1	Pakistani Rupee	7,778	7,556	-3%
	Garda # 2	Pakistani Rupee	4,556	4,444	-2%
	Garda # 3	Pakistani Rupee	2,444	2,222	-9%
Nangarhar	Garda # 1	Pakistani Rupee	10,700	17,142	+60%
	Garda # 2	Pakistani Rupee	6,800	8,571	+26%
	Garda # 3	Pakistani Rupee	3,000	3,571	+19%
Takhar	Garda # 1 (Shirak)	Afghani	5,500	5,400	-2%

## LICIT CROPS:

Prices of wheat, cotton, saffron, rice (imported) and rice (local) collected in six provinces of Afghanistan are shown in below table.

**Table 11: Prices of wheat, cotton, saffron, imported and local rice in Afghanistan in local currency, December 2014**

Province	Types of crops	Price/Kg in Pakistani Rupee (PRs)	Price/Kg in Afghani (AFs)	Price/Kg in (US\$)
Badakhshan	Wheat	-	30	0.5
Badakhshan	Rice Imported	-	100	1.7
Badakhshan	Rice Local	-	55	0.9
Balkh	Wheat	-	23	0.4
Balkh	Cotton	-	36	0.6
Balkh	Rice Imported	-	76	1.3
Balkh	Rice Local	-	50	0.9
Hirat	Wheat	-	25	0.4
Hirat	Cotton	-	80	1.4
Hirat	Saffron	-	80,000	1,379
Hirat	Rice Imported	-	80	1.4
Hirat	Rice Local	-	70	1.2
Kandahar	Wheat	51	-	0.5
Kandahar	Cotton	200	-	2.0
Kandahar	Rice Imported	145	-	1.4
Nangarhar	Wheat	40	-	0.4
Nangarhar	Cotton	136	-	1.4
Nangarhar	Rice Imported	139	-	1.4
Nangarhar	Rice Local	41	-	0.4
Takhar	Wheat	-	25	0.4
Takhar	Rice Imported	-	90	1.6
Takhar	Rice Local	-	55	0.9

**Table 12: Prices of wheat, cotton, saffron, imported and local rice in Afghanistan, (US\$/kg), December 2013 – December 2014**

Types of crops	Dec-13	Jan-14	Feb-14	Mar-14	Apr-14	May-14	Jun-14	Jul-14	Aug-14	Sep-14	Oct-14	Nov-14	Dec-14	Increase/Decrease (%)
Wheat	0.41	0.41	0.38	0.40	0.41	0.39	0.38	0.38	0.39	0.39	0.50	0.42	0.45	+7%
Cotton	1.4	1.4	1.4	1.6	1.5	1.5	1.6	1.5	1.5	1.4	1.4	1.3	1.3	-0.5%
Saffron	1,419	1,405	1,307	1,397	1,404	1,564	1,589	1,600	1,581	1,577	1,560	1,381	1,379	-0.1%
Rice (Imported)	1.5	1.5	1.4	1.4	1.5	1.4	1.5	1.5	1.5	1.5	1.5	1.5	1.5	-1.3%
Rice (Local)	1.0	0.8	0.8	0.7	0.8	0.7	0.8	0.8	0.9	0.9	1.0	0.8	0.9	+4%

## CANNABIS AND POPPY SEEDS:

Prices of cannabis and poppy seeds collected from eighteen provinces of Afghanistan are tabulated below.

**Table 13: Prices of cannabis and poppy seeds in local currency, November 2014 – December 2014**

Province	Types of seed	Local currency	Prices of 1 kg of cannabis seed and poppy seed in local currency		Change (Dec-Nov) (%)
			Nov-14	Dec-14	
Badakhshan	Poppy seed	Afghani	50	55	+10%
	Cannabis seed	Afghani	30	32	+7%
Baghlan	Poppy seed	Afghani	40	50	+25%
	Cannabis seed	Afghani	20	15	-25%
Balkh	Poppy seed	Afghani	50	60	+20%
	Cannabis seed	Afghani	20	15	-25%
Farah	Poppy seed	Afghani	35	35	+0%
	Cannabis seed	Afghani	40	40	+0%
Faryab	Poppy seed	Afghani	80	100	+25%
	Cannabis seed	Afghani	20	20	+0%
Hilmand	Poppy seed	Afghani	36	36	+0%
	Cannabis seed	Afghani	22	22	+0%
Hirat	Poppy seed	Afghani	35	35	+0%
	Cannabis seed	Afghani	38	38	+0%
Kabul	Poppy seed	Afghani	20	18	-10%
Kandahar	Poppy seed	Afghani	37	37	+0%
	Cannabis seed	Afghani	22	22	+0%
Kapisa	Poppy seed	Afghani	10	11	+10%
Kunar	Poppy seed	Pakistani Ruppee	40	35	-13%
Laghman	Poppy seed	Pakistani Ruppee	43	43	+0%
Logar	Cannabis seed	Afghani	35	32	-9%
Nangarhar	Poppy seed	Pakistani Ruppee	43	35	-19%
	Cannabis seed	Pakistani Ruppee	14	14	+0%
Paktya	Cannabis seed	Afghani	22	20	-9%
Takhar	Poppy seed	Afghani	55	60	+9%
	Cannabis seed	Afghani	35	30	-14%
Uruzgan	Poppy seed	Afghani	36	36	+0%
	Cannabis seed	Afghani	20	20	+0%
Zabul	Poppy seed	Afghani	38	38	+0%
	Cannabis seed	Afghani	22	22	+0%

**Table 13: Prices of cannabis and poppy seeds in Afghanistan, (US\$/kg), Dec 2013 – Dec 2014**

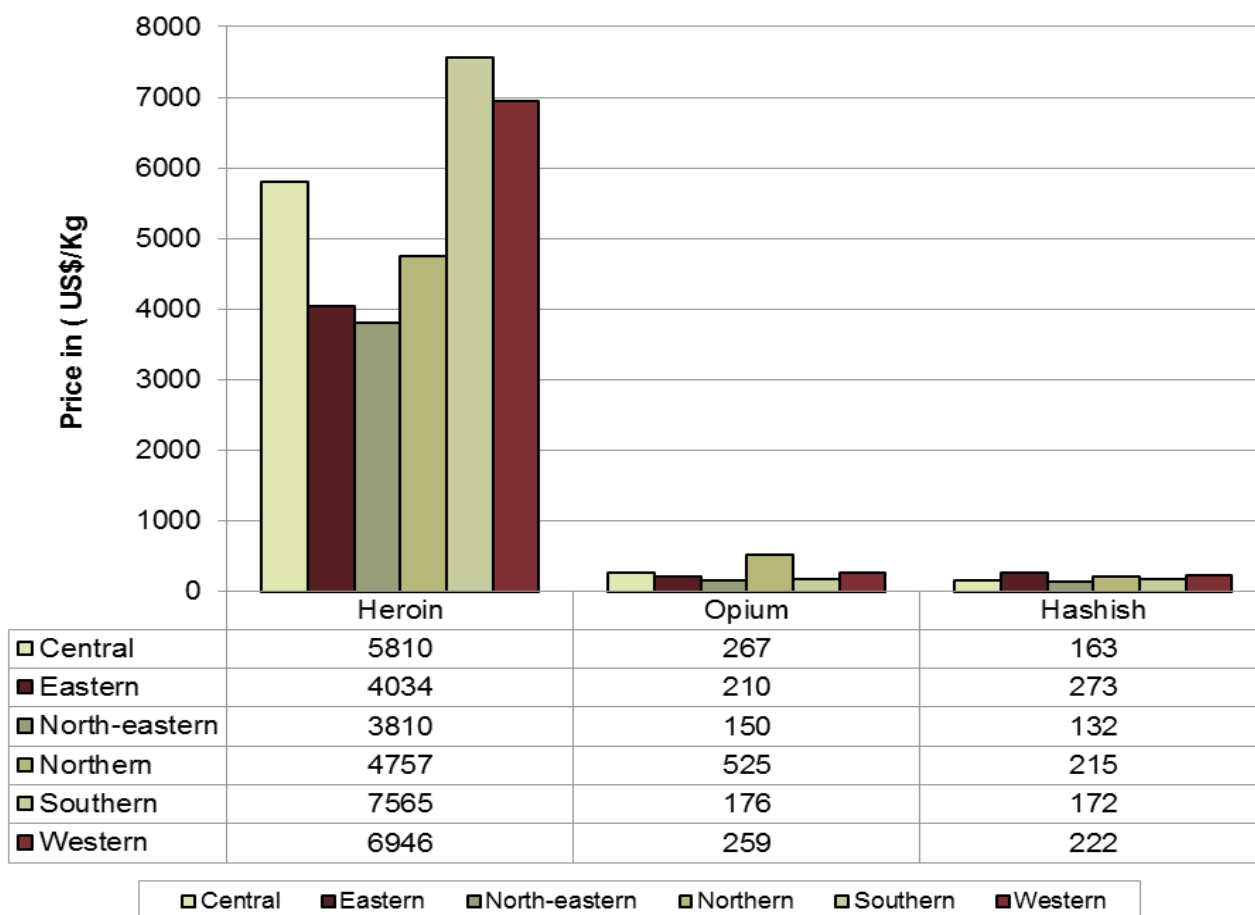
Types of seeds	Dec-13	Jan-14	Feb-14	Mar-14	Apr-14	May-14	Jun-14	Jul-14	Aug-14	Sep-14	Oct-14	Nov-14	Dec-14	Increase/Decrease (%)
Cannabis seed	0.44	0.34	0.37	0.37	0.39	0.40	0.43	0.44	0.46	0.42	0.43	0.43	0.41	-4%
Poppy seed	0.69	0.54	0.60	0.59	0.58	0.57	0.58	0.59	0.58	0.60	0.60	0.64	0.68	+7%



## PRICES OF HEROIN, OPIUM AND HASHISH AT CONSUMER LEVEL:

The consumer prices of heroin, opium and hashish collected from different regions of Afghanistan are as below. The quality of product varies widely in different regions.

**Graph 7: Regional average<sup>7</sup> prices of heroin, opium and hashish at consumer level in (US\$/Kg), December 2014**



**Table 15: Average<sup>8</sup> prices of Heroin, Opium and Hashish at consumer level in Afghanistan, (US\$/kg), December 2013 – December 2014**

Types of drug	Average prices in (US\$/kg)													Change (Dec-Nov) (%)
	Dec-13	Jan-14	Feb-14	Mar-14	Apr-14	May-14	Jun-14	Jul-14	Aug-14	Sep-14	Oct-14	Nov-14	Dec-14	
Heroin	5,261	4,718	5,389	5,538	5,277	5,246	5,236	5,120	4,940	5,029	5,000	5,159	5,331	+3%
Opium	330	323	427	336	329	292	283	286	292	292	270	258	267	+4%
Hashish	220	197	204	214	206	202	207	199	215	213	198	189	200	+6%

<sup>7</sup> Simple average of all observations

## PRICES OF DRUGS IN PAKISTAN:

The prices of different types of opium, heroin and hashish reported from Peshawar and Quetta in Pakistan are as below:

### A. PESHAWAR

#### OPIUM:

There are three types of dry opium namely Opium - Afghanistan (opium of Afghanistan), Opium - Terra and Opium - Tapa (adulterated) available in Peshawar, Pakistan. Opium-Terra is the most expensive opium reported in Peshawar.

**Table 14: Prices of different types of opium in Peshawar, Pakistan in (US\$/Kg):**

Types of opium	Dec-13	Jan-14	Feb-14	Mar-14	Apr-14	May-14	Jun-14	Jul-14	Aug-14	Sep-14	Oct-14	Nov-14	Dec-14	Change (Dec-Nov) %
Opium - Terra	304	267	264	289	290	286	248	241	235	235	233	258	257	-0.3%
Opium - Afghanistan	266	220	216	233	232	227	227	222	214	216	222	228	227	-1%
Opium - Tapa (adulterated)	195	177	173	191	185	185	186	182	175	167	168	184	182	-1%

#### HEROIN:

There are three types of heroin namely White (Injection), Yellow (Batan) and Saada (Ordinary) available in Peshawar, Pakistan. White (injection) type is the most expensive heroin reported in Peshawar.

**Table 15: Prices of different types of heroin in Peshawar, Pakistan in (US\$/Kg):**

Types of heroin	Dec-13	Jan-14	Feb-14	Mar-14	Apr-14	May-14	Jun-14	Jul-14	Aug-14	Sep-14	Oct-14	Nov-14	Dec-14	Change (Dec-Nov) %
Heroin - White (Injection)	3,943	2,864	2,925	3,204	3,290	3,369	3,461	3,377	3,380	3,531	3,741	3,675	3,757	+2%
Heroin - Yellow (Batan)	3,800	2,673	2,733	2,997	3,085	3,165	3,254	3,195	3,182	3,335	3,544	3,476	3,556	+2%
Heroin - Saada (Ordinary)	2,071	1,623	1,650	1,798	1,799	1,837	1,911	1,846	1,839	1,913	1,969	1,986	2,054	+3%

#### HASHISH:

There are three types of hashish namely Hashish - Garda # 1, # 2 and # 3 available in Peshawar, Pakistan. Hashish-Garda#1 is the most expensive hashish reported in Peshawar.

**Table 16: Prices of different types of Hashish in Peshawar, Pakistan in (US\$/Kg):**

Types of hashish	Dec-13	Jan-14	Feb-14	Mar-14	Apr-14	May-14	Jun-14	Jul-14	Aug-14	Sep-14	Oct-14	Nov-14	Dec-14	Change (Dec-Nov) %
Hashish - Garda # 1	618	535	547	594	596	612	620	619	636	638	650	656	656	+0%
Hashish - Garda # 2	456	449	446	486	483	490	506	502	497	510	522	526	526	+0%
Hashish - Garda # 3	399	372	379	408	401	393	403	401	388	392	414	397	404	+2%

**Table 17: Prices of different types of drugs in Peshawar, Pakistan in local currency, (Pak Rupee/kg):**

Types of drugs	Price in (Pakistani Rupee)/kg		
	Nov-14	Dec-14	Change (Dec-Nov) %
Opium -Afghanistan	23,000	22,650	-2%
Opium -Tapa (Adulterated)	18,500	18,200	-2%
Opium -Terra	26,000	25,700	-1%
Heroin -White (Injection)	370,000	375,000	+1%
Heroin -Yellow (Batan)	350,000	355,000	+1%
Heroin -Saada (Ordinary)	200,000	205,000	+3%
Hashish -Garda # 1	66,000	65,500	-1%
Hashish -Garda # 2	53,000	52,500	-1%
Hashish -Garda # 3	40,000	40,300	+1%

## B. QUETTA

### OPIUM:

**Table 18: Prices of different quality of opium in Quetta, Pakistan in (US\$/Kg):**

Quality of opium	Dec-13	Jan-14	Feb-14	Mar-14	Apr-14	May-14	Jun-14	Jul-14	Aug-14	Sep-14	Oct-14	Nov-14	Dec-14	Change (Dec-Nov) %
High quality	431	334	336	360	388	367	364	355	358	343	374	399	448	+12%
Medium quality	383	267	254	267	276	265	260	254	259	255	276	289	319	+10%
Low quality	336	210	211	226	235	224	229	203	199	206	217	230	249	+8%

### HEROIN:

**Table 19: Prices of different quality of heroin in Quetta, Pakistan in (US\$/Kg):**

Quality of heroin	Dec-13	Jan-14	Feb-14	Mar-14	Apr-14	May-14	Jun-14	Jul-14	Aug-14	Sep-14	Oct-14	Nov-14	Dec-14	Change (Dec-Nov) %
High quality (Crystal)	4,985	3,628	3,453	3,599	3,673	3,571	3,641	3,398	3,484	3,482	3,643	3,843	4,133	+8%
Medium quality	2,972	2,864	2,877	3,085	3,061	3,061	2,913	2,789	2,737	2,698	2,757	2,795	2,988	+7%
Low quality	1,821	1,671	1,678	1,799	1,837	1,786	1,664	1,521	1,593	1,570	1,723	1,797	2,092	+16%

### HASHISH:

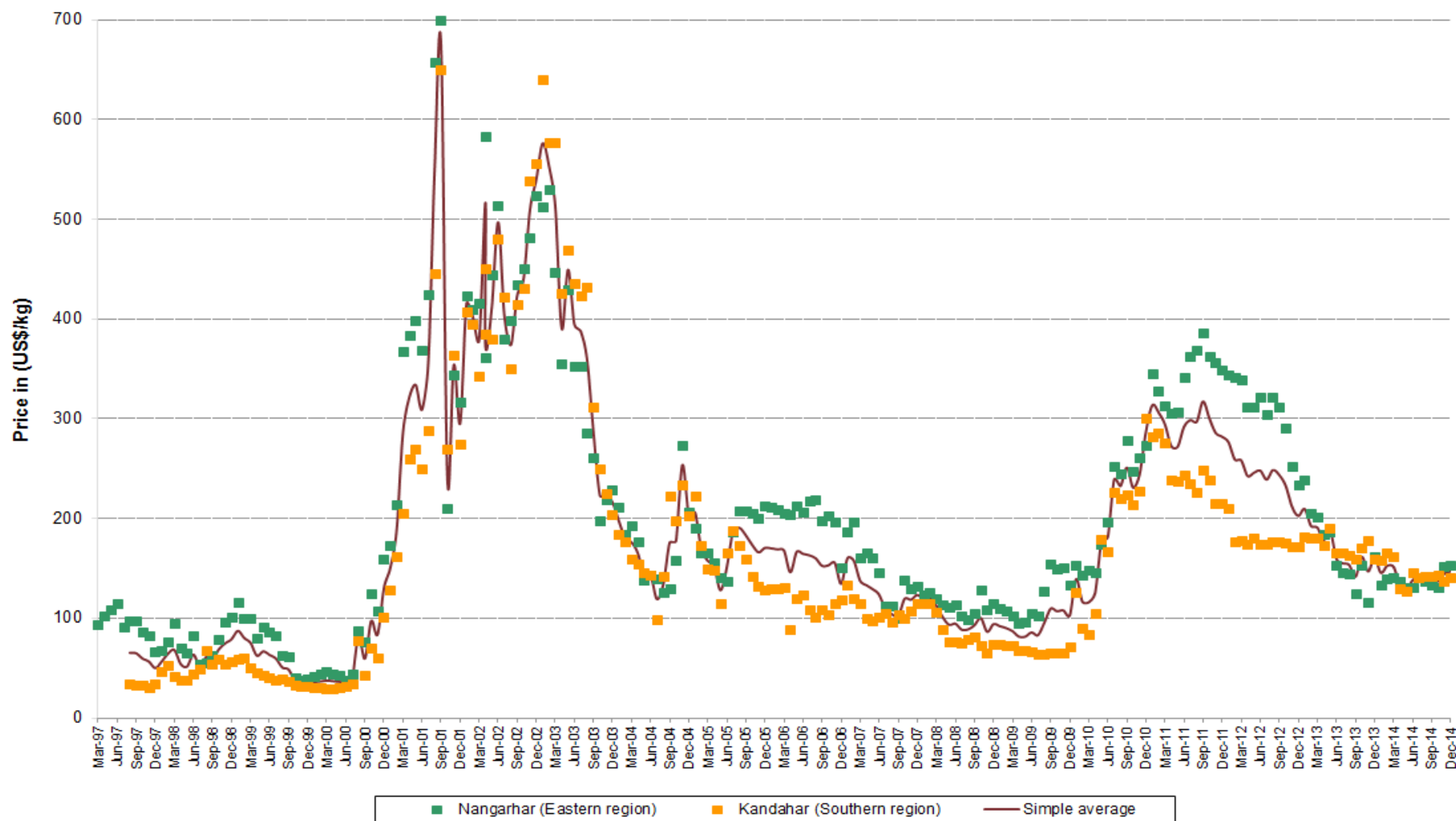
**Table 20: Prices of different quality of Hashish in Quetta, Pakistan in (US\$/Kg):**

Quality of hashish	Dec-13	Jan-14	Feb-14	Mar-14	Apr-14	May-14	Jun-14	Jul-14	Aug-14	Sep-14	Oct-14	Nov-14	Dec-14	Change (Dec-Nov) %
High quality	431	535	537	566	612	612	624	588	597	589	640	659	697	+6%
Medium quality	355	458	432	463	490	510	520	507	498	490	512	529	548	+4%

**Table 21: Prices of different types of drugs in Quetta, Pakistan in local currency, (Pak Rupee/kg):**

		Price in (Pakistani Rupee)/kg	
Types of drugs	Nov-14	Dec-14	Change (Dec-Nov) %
Opium -High quality	40,000	45,000	+13%
Opium -Medium quality	29,000	32,000	+10%
Opium -Low quality	23,000	25,000	+9%
Heroin -High quality (Crystal)	385,000	415,000	+8%
Heroin -Medium quality	280,000	300,000	+7%
Heroin -Low quality	180,000	210,000	+17%
Hashish -High quality	66,000	70,000	+6%
Hashish -Medium quality	53,000	55,000	+4%

Graph 8: Average price of dry opium collected from traders in Nangarhar and Kandahar provinces (US\$/Kg), Mar 1997 – Dec 2014



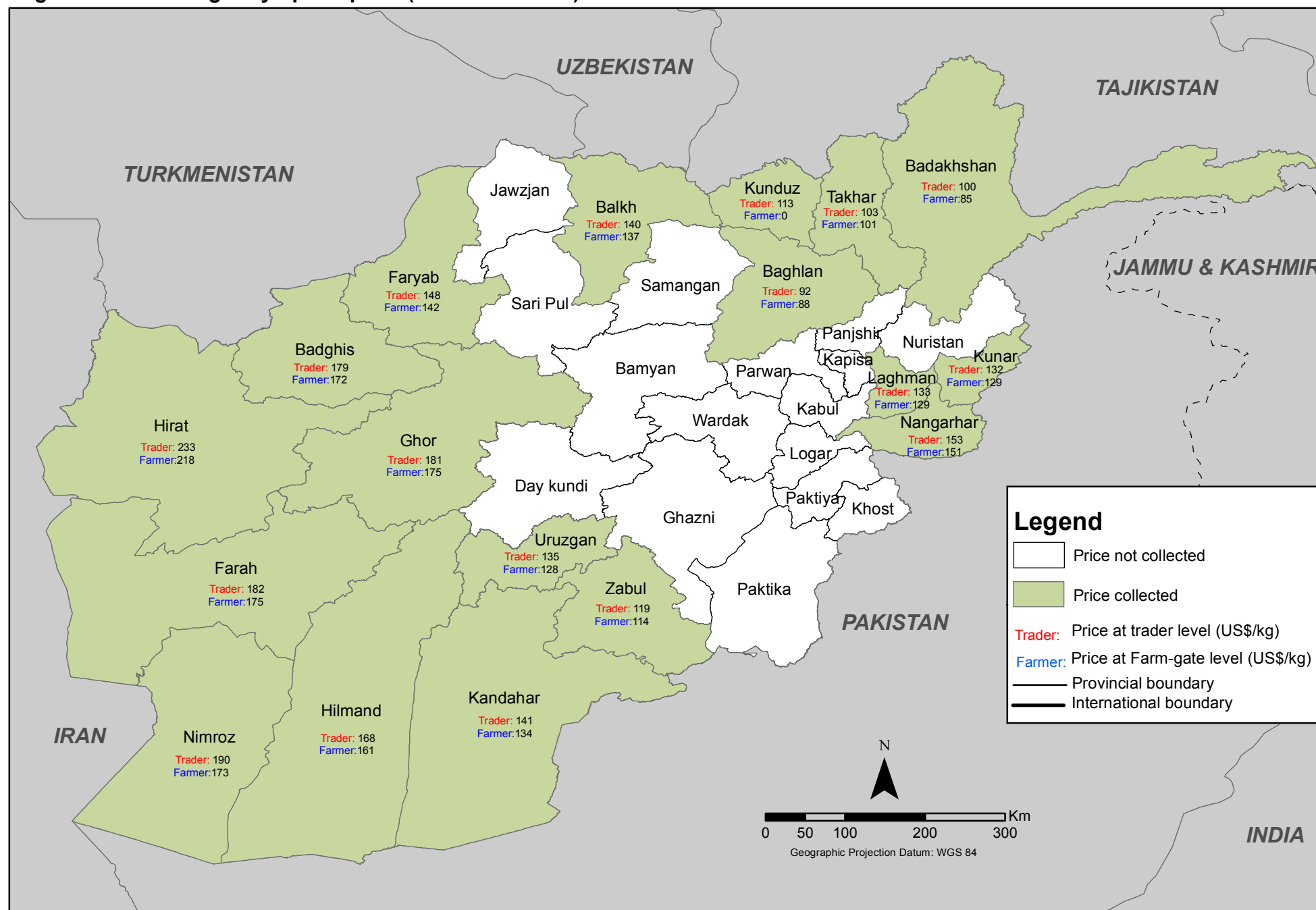
## **Methodology**

- Prices are collected in the last week of every month from around twenty farmers and equal numbers of trader prices are collected by MCN Survey coordinators generally from different farmers and traders each month; however the price data collection is sourced from a few known farmers and traders as well.
- Opium prices are collected from 18 of 34 provinces namely Badakhshan, Baghlan, Badghis, Balkh, Farah, Faryab, Ghor, Hilmand, Hirat, Kandahar, Kunar, Kunduz, Laghman, Nangarhar, Nimroz, Uruzgan, Takhar and Zabul. The prices of dry and fresh opium are collected from farmers (at farm-gate level) and traders (at trader level).
- Different varieties of heroin, morphine and cannabis resin prices are collected from six provinces of Afghanistan namely Badakhshan, Balkh, Hirat, Nangarhar, Kandahar and Takhar.
- Prices of some licit crops such as wheat, saffron, imported and local rice is also collected from six provinces of Afghanistan and included in this report.
- Prices of poppy seeds, cannabis seeds and acetic anhydride are included in the report as well.
- Different varieties of opium, heroin and hashish prices are also collected from Peshawar as well as Quetta province of Pakistan. Prices are collected and reported by UNODC office in Peshawar and Quetta in Pakistan.
- The prices are also presented in local currency for convenience of certain analysis; however the national average prices are presented in USD. At the regional level, average prices are reflected in local currency with exception of the Western region since prices are reported in two different currencies.
- Prices are reported in different currencies in different regions. The prices in Eastern region (Kunar, Laghman and Nangarhar) and Southern region (Kandahar, Hilmand, Uruzgan and Zabul) are reported in Pakistani rupees. In Northern (Balkh, Baghlan, Farayb) and North-eastern (Badakhshan, Kunduz, Takhar) regions, the prices are reported in Afghani. However, prices are reported in two different currencies namely Afghani and Iranian Tuman in Western region. The prices are converted in US\$ using the exchange rate from oanda.com site considering the rates on the same date the observation is made.

### **Number of observations of dry and fresh opium prices**

	Number of observations (n)		Number of provinces price collected
	Farm-gate price	Trader price	
<b>Dry Opium</b>	179	180	18
<b>Fresh Opium</b>	114	114	15

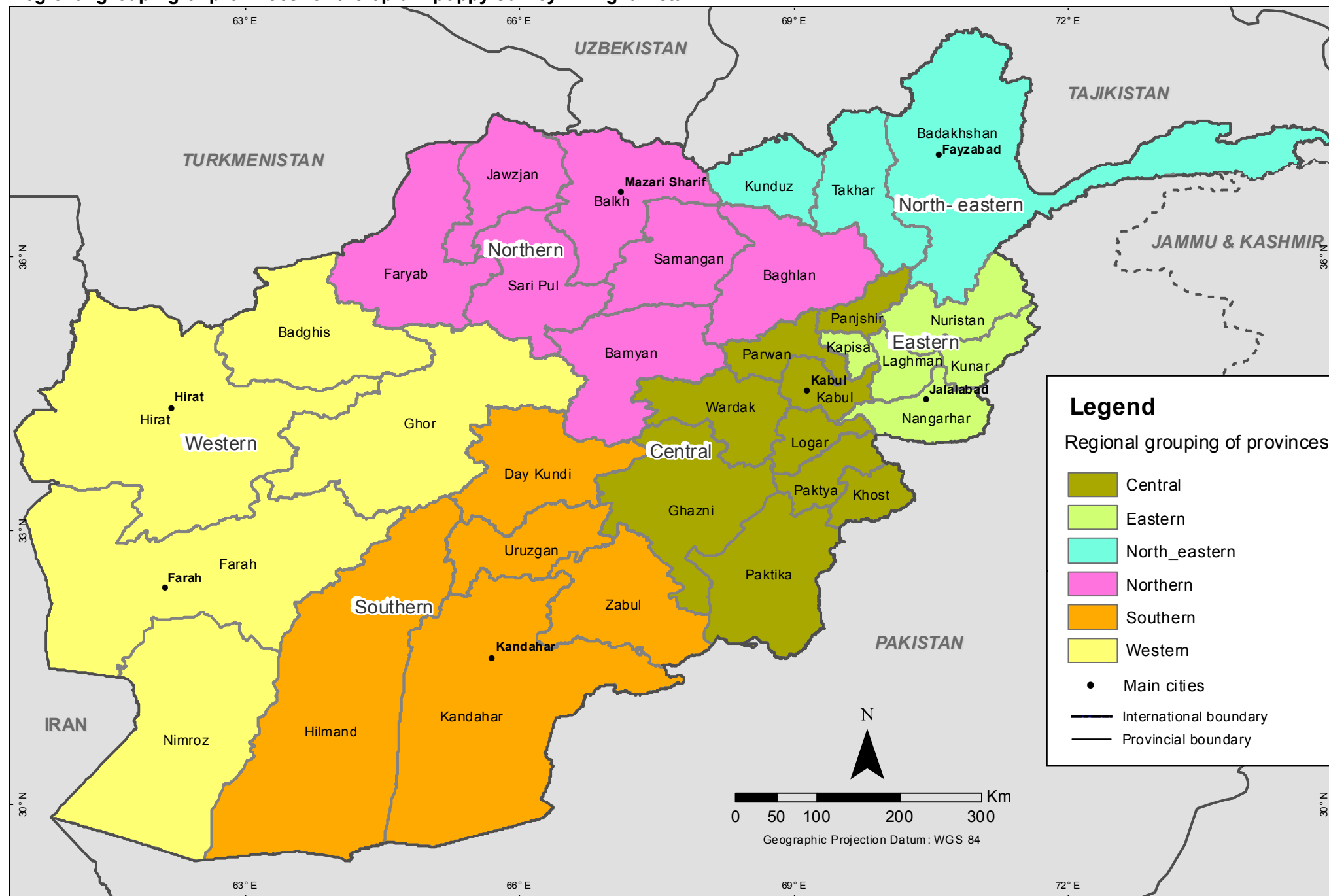
## Afghanistan: Average dry opium price (December 2014)



Source: Government of Afghanistan - National monitoring system implemented by MCN / UNODC

Note: The boundaries and names shown and the designations used on this map do not imply official endorsement or acceptance by the United Nations.

## Regional grouping of provinces for the opium poppy survey in Afghanistan



Source: Government of Afghanistan. National monitoring system implemented by UNODC

Note: The boundaries and names shown and the designations on this map do not imply official endorsement or acceptance by the United Nations.