



**Islamic Republic of Afghanistan
Ministry of Counter Narcotics**



UNODC
United Nations Office on
Drugs and Crime

December 2013 مطابق جدی ۱۳۹۲، هجری - شمسی

Afghanistan Drug Price Monitoring Monthly Report



**Ministry of Counter Narcotics, Islamic Republic of Afghanistan, Kabul
And
United Nations Office on Drugs and Crime, Kabul**

Abbreviations

MCN: Ministry of Counter Narcotics

UNODC: United Nations Office on Drugs and Crime

ACKNOWLEDGEMENTS

The following organizations and individuals contributed to the drug price data collection and analysis and preparation of this report:

Ministry of Counter-Narcotics:

Mohammad Ibrahim Azhar (Deputy Minister), Haroon Rashid Sherzad (Deputy Minister), Mir Abdullah Sadat (Director of Narcotics Survey Directorate), Sayed Najibullah Ahmadi (Economic specialist) Saraj Ahmad (Deputy Director of Narcotics Survey Directorate), Nasir Ahmad (Deputy Director of Narcotics Survey Directorate) Mohammad Ajmal (Database Officer), Sayed Shahenshah (Quality Control and Digit Specialist), Mohammad Hakim Hayat (Eradication Reporter), Mujtaba (Data entry) Fazel Karim Alimi (Admin & Finance Officer).

Survey Coordinators: Eshaq Masumi (Central Region), Mohammed Ishaq Anderabi (North-Eastern Region), Abdul Latif Ehsan (Western Region), Fida Mohammad (Northern Region), Khalil Ahmad (Southern Region) and Abdullah Dawodkhel (Eastern Region).

United Nations Office on Drugs and Crime

Devashish Dhar (International Project Coordinator), Abdul Manan Ahmadzai (Senior Survey Officer), Noor Mohammad Sadiq (Database Developer), Ahmad Jawid Ghiasee and Sayed Mehdi Sadat (Remote sensing analysts), Qahir Khan National Research Officer, Balochistan (Pakistan) and Shaukat Ullah Khan National Research Officer Peshawar (Pakistan)

Survey Coordinators: Abdul Basir Basiret (Eastern Region), Bashir Ahmad Shakir (Southern Region), Sayd Ghawash Nayer (Western Region), Emran Mehrwarz (North-eastern Region), Rahimullah Omar (Central Region), Hashmatullah Asek (Northern Region)

Drug price report in Afghanistan was made possible by financial contribution from the Governments of United States of America and United Kingdom.

Drug price by year (Dec 2012- Dec 2013)

- **Average¹ price of dry Opium in Afghanistan, (US\$/kg)**

Dry Opium	Dec-12	Dec-13	Increase/ Decrease (%)
<i>Farm-gate price (US\$/Kg)</i>	191	144	-25%
<i>Trader price (US\$/Kg)</i>	199	154	-23%

- **Average¹ price of fresh Opium in Afghanistan, (US\$/kg)**

Fresh Opium	Dec-12	Dec-13	Increase/ Decrease (%)
<i>Farm-gate price (US\$/Kg)</i>	166	128	-23%
<i>Trader price (US\$/Kg)</i>	173	134	-23%

- **Average¹ price of Heroin in Afghanistan, (US\$/kg)**

Heroin	Dec-12	Dec-13	Increase/ Decrease (%)
<i>High Quality</i>	3,501	3,266	-7%
<i>Medium Quality</i>	2,178	2,063	-5%

- **Average¹ price of Cannabis Resin in Afghanistan, (US\$/kg)**

Types of cannabis resin	Dec-12	Dec-13	Increase/ Decrease (%)
<i>Cannabis resin (Garda # 1) price (US\$/kg)</i>	86	132	+53%
<i>Cannabis resin (Garda # 2) price (US\$/kg)</i>	52	74	+42%
<i>Cannabis resin (Garda # 3) price (US\$/kg)</i>	27	28	+4%

- **Heroin and Hashish (best quality) prices in Peshawar, Pakistan (US\$/kg)**

Best quality of Heroin/Hashish	Dec-12	Dec-13	Increase/Decrease (%)
<i>Heroin - White (Injection) price (US\$/kg)</i>	4,994	3,943	-21%
<i>Hashish - (Garda # 1) price (US\$/kg)</i>	525	618	+18%

¹ Simple average of all observations

- **Heroin and Hashish (best quality) prices in Quetta, Pakistan (US\$/kg)**

Best quality of Heroin/Hashish	Dec-12	Dec-13	Increase/Decrease (%)
Heroin - High quality (Crystal) price (US\$/kg)	6,385	4,985	-22%
Hashish - High quality price (US\$/kg)	412	431	+5%

- **Average² price of Heroin, Opium and Hashish at consumer level in Afghanistan, (US\$/kg)**

Types of drugs	Dec-12	Dec-13	Increase/Decrease (%)
Heroin	5,826	5,261	-10%
Opium	458	330	-28%
Hashish	200	220	+10%

- **Average² price of Wheat, Cotton, Saffron, Imported and Local Rice in Afghanistan, (US\$/kg)**

Types of crops	Dec-12	Dec-13	Increase/Decrease (%)
Wheat	0.41	0.41	-1%
Cotton	1.34	1.4	+2%
Saffron	1,728	1,419	-18%
Rice (imported)*	1.64	1.5	-10%
Rice (local)*	1.0	1.0	+0%

- **Average² price of poppy and cannabis seeds in Afghanistan, (US\$/kg)**

Types of seeds	Dec-12	Dec-13	Increase/Decrease (%)
Cannabis seed	0.35	0.44	+26%
Poppy seed	0.71	0.69	-3%

- **Average² price of acetic anhydride in Afghanistan, (US\$/Lit)**

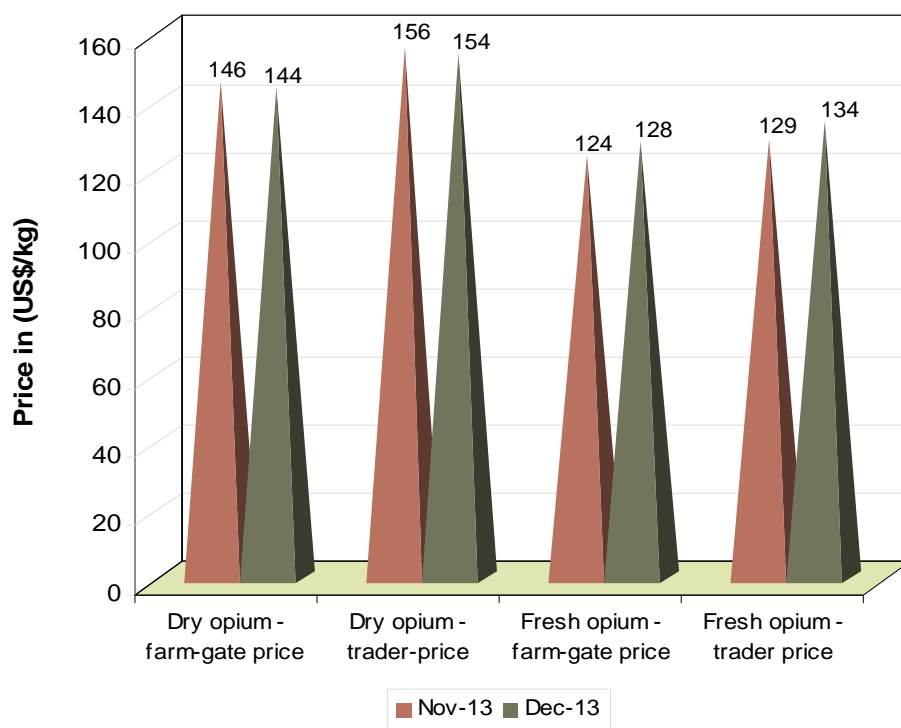
Variety of Acetic Anhydride	Dec-12	Dec-13	Increase/Decrease (%)
Acetic Anhydride - A*	220	213	-3%
Acetic Anhydride - B*	186	86	-54%
Acetic Anhydride - C*	166	76	-54%
Acetic Anhydride - D*	175	154	-12%
Acetic Anhydride - E*	170	132	-22%
Acetic Anhydride - F*	163	158	-3%

* A, B, C, D, E, F represent different variety of acetic anhydride in Afghanistan.

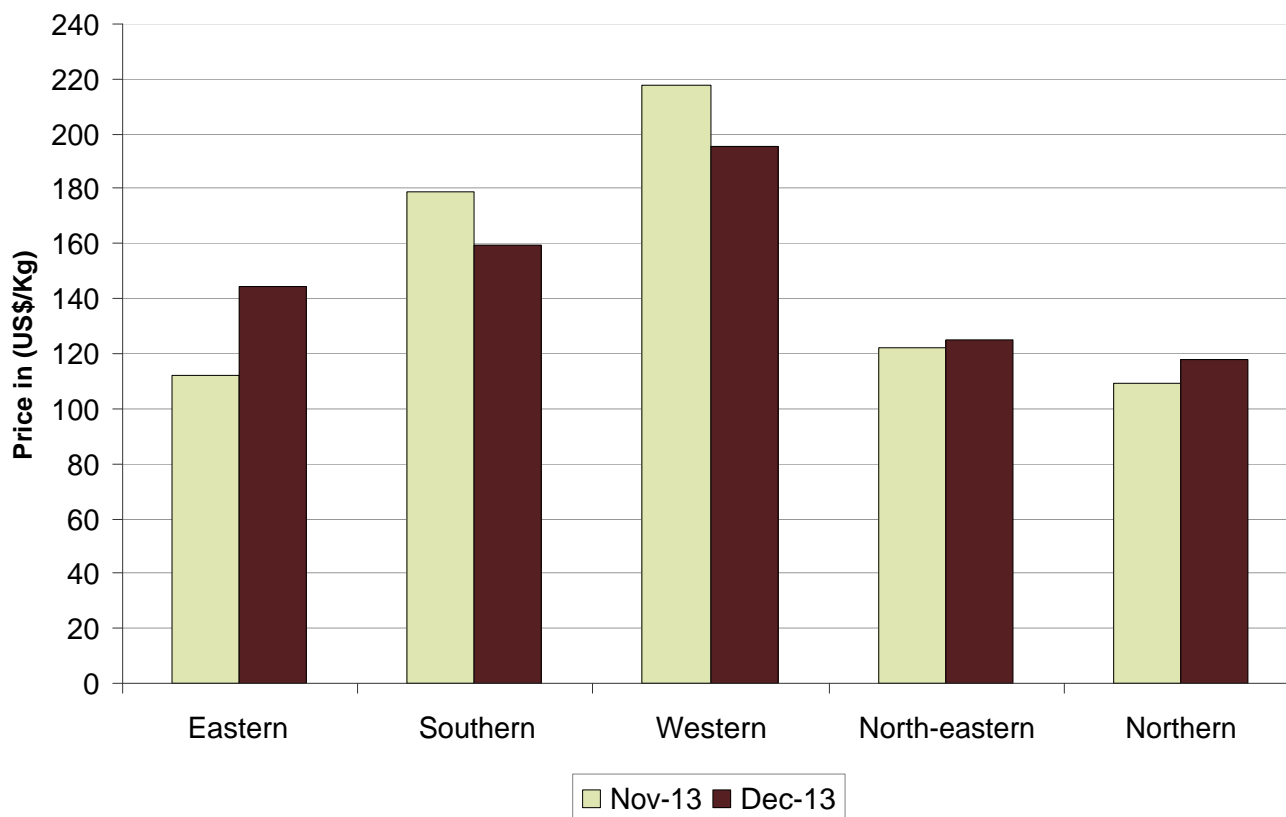
² Simple average of all observations

Drug price by Month (November – December 2013)

Price change of Dry Opium and Fresh Opium (November 2013 and December 2013)



Regional average price of dry opium from traders (November – December 2013)

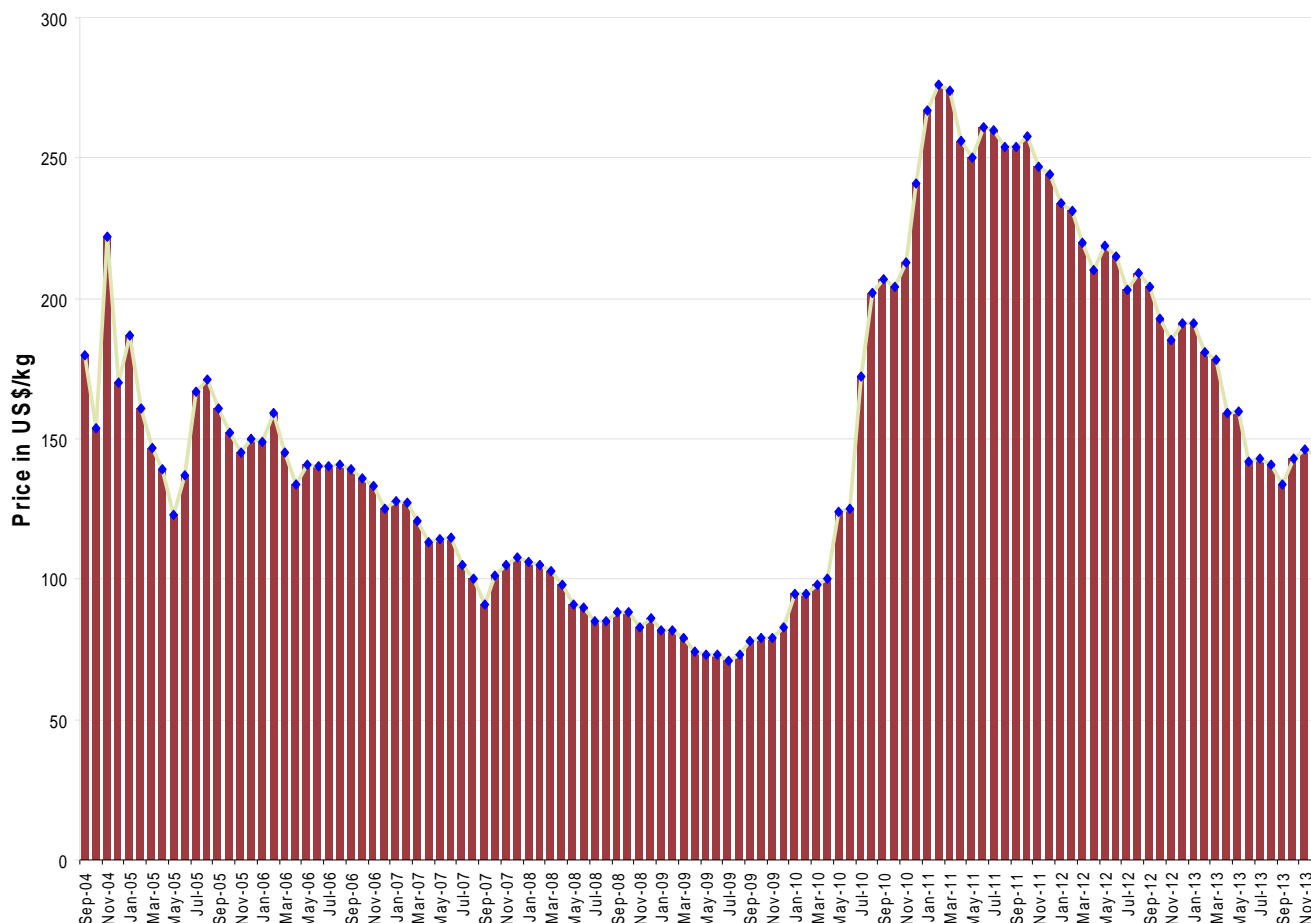


DRY OPIUM

FARM-GATE PRICE:

The national average price for one kilogram of dry opium in Afghanistan at the farm-gate level was **US\$ 144/kg** at the end of December 2013 which is **1.3%** lower compared to price reported in November 2013 (**US\$ 146/kg**). The average dry opium price at the farm-gate level in December 2013 is **25%** lower than the price reported in December 2012 which was **US\$ 191/kg**. The dry opium price has a decreasing trend since February 2011.

Graph 1: National ²Average price of dry opium at farm-gate level from Sep 2004 to Dec 2013



Dry Opium (Chaynaki Quality):

FARM-GATE PRICE:

Price of opium (dry) was not found to be varying with quality in different regions. In Balkh and Hilmand provinces another quality of dry opium by the name of **Chaynaki** is available at Farm-gate and trader level. The **Chaynaki** quality of dry opium more air dried than other varieties. The average price of 1 kilogram of **Chaynaki** dry opium at Farm-gate level in Balkh province is **US\$ 146/kg** in December 2013 showing a decrease of **4%** compared to the price reported in November 2013 (**US\$ 153**). The average price of 1 kilogram of **Chaynaki** dry opium at farm-gate level in Hilmand province is **US\$ 372/kg** in December 2013 with an increase of **1%** compared to the price reported in November 2013 (**US\$ 368**).

Table 1: Average² price of dry opium (Chaynaki quality) at farm-gate level (US\$/Kg)

Dry Opium (Chaynaki quality)	Balkh		Change (Dec-Nov) %	Hilmand		Change (Dec-Nov) %
	Nov-13	Dec-13		Nov-13	Dec-13	
Farm-gate price (US\$/Kg)	153	146	-4%	368	372	+1%

² Simple average of all observations

DRY OPIUM:

TRADER PRICE

The national average dry opium price collected from traders was **US\$ 154/kg** at the end of December 2013 showing **1%** decrease compared to the price reported last month (November 2013) (**US\$ 156/kg**). The average dry opium price at trader level in December 2013 is **23%** lower than the price reported last year (December 2012) which was **US\$ 199/kg**.

Dry opium price collected from traders has increased by 29%, 8%, and 3%, in Eastern, Northern and North-eastern regions respectively, Price decreased by 11% and 10% Southern and Western regions respectively.

Table 2: Regional average³ price of dry opium collected from traders (US\$/Kg)

Region	Price of Dry Opium (US\$/Kg)		Price change (%)
	Nov-13	Dec-13	
Eastern region (Kunar, Laghman, Nangarhar)	112	145	+29%
Southern region (Hilmand, Kandahar, Uruzgan, Zabul)	179	160	-11%
Western region (Badghis, Farah, Ghor, Hirat, Nimroz)	218	196	-10%
North-eastern region (Badakhshan, Kunduz, Takhar)	122	125	+3%
Northern region (Baghlan, Balkh, Faryab)	109	118	+8%
Average	156	154	-1%

Dry Opium (Chaynaki Quality):

TRADER PRICE:

In Balkh province, the average price of 1 kilogram of **Chaynaki** dry opium at trader level is **US\$ 157/kg** in December 2013 showing a decrease of **4%** compared to the price reported in November 2013 (**US\$ 163/kg**). In Hilmand province, the average price of 1 kilogram of **Chaynaki** dry opium at trader level is **US\$ 382/kg** in December 2013 increased by **1%** compared to the price reported in November 2013 (**US\$ 377**)

Table 3: Average³ price of dry opium (Chaynaki quality) at trader level (US\$/Kg)

Dry Opium (Chaynaki quality)	Balkh		Change (Dec-Nov) %	Hilmand		Change (Dec-Nov) %
	Nov-13	Dec-13		Nov-13	Dec-13	
Trader price (US\$/Kg)	163	157	-4%	377	382	+1%

³ Simple average of all observations

Graph 2: Regional average⁴ price of dry opium from traders (January 2005 to December 2013)

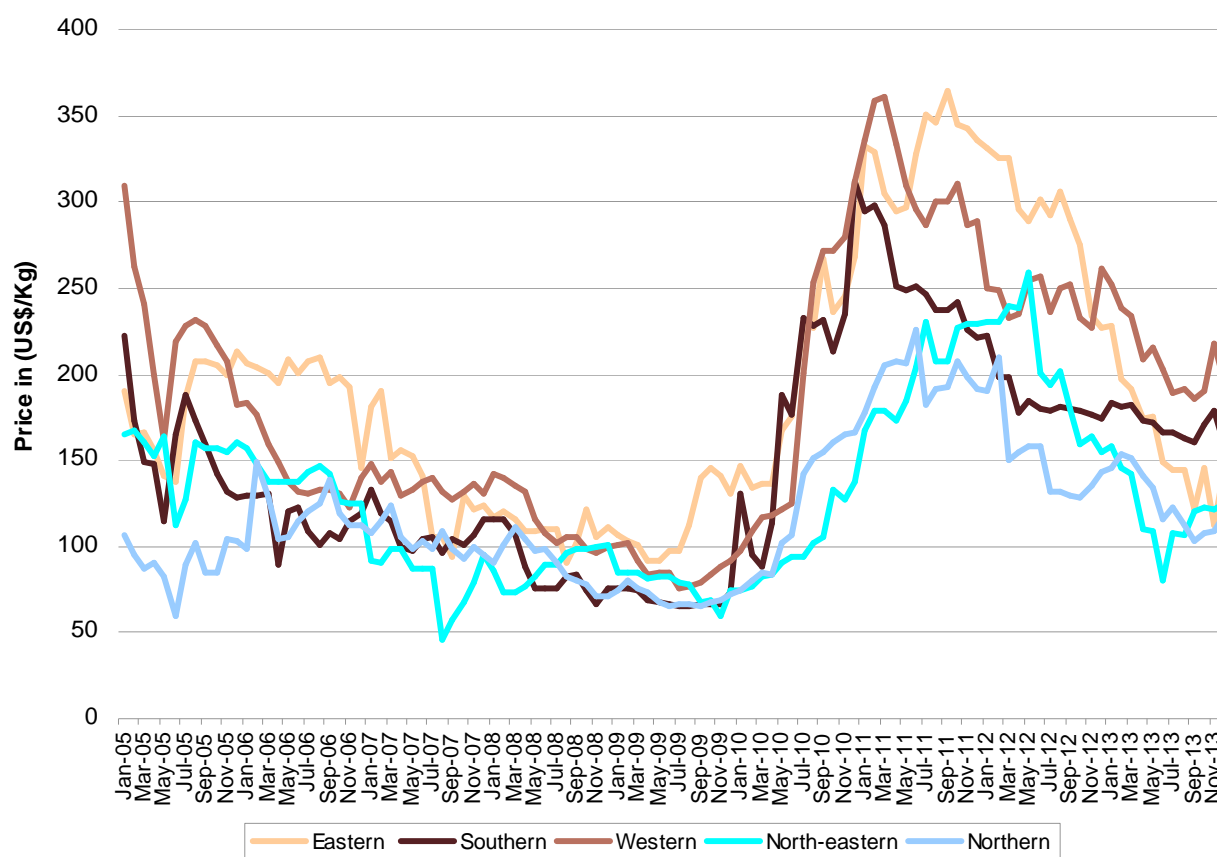


Table 4: Regional average⁴ price of dry opium at farm-gate and trader level in local currency

		Price of 1 kg of Dry Opium in local currency					
		Nov-13		Dec-13			
Region	Local currency	Farm-gate	Trader	Farm-gate	Trader	Change at farm-gate level (Dec-Nov) (%)	Change at trader level (Dec-Nov) (%)
Eastern region (Kunar, Laghman, Nangarhar)	Pakistani Rupee	11,865	12,052	14,867	15,202	+25%	+26%
Southern region (Hilmand, Kandahar, Uruzgan, Zabul)	Pakistani Rupee	18,064	19,183	15,717	16,773	-13%	-13%
Western region (Badghis, Ghor) *	Afghani	9,386	10,088	9,838	10,541	+5%	+4%
Western region (Farah, Hirat, Nimroz) *	Imanian Tuman	535,118	566,015	568,452	599,348	+6%	+6%
North-eastern region (Badakhshan, Kunduz, Takhar)	Afghani	5,824	7,043	5,827	7,075	+0.05%	+0.45%
Northern region (Baghlan, Balkh, Faryab)	Afghani	5,919	6,308	6,312	6,715	+7%	+6%

* Western region is divided in two groups because of prices available in two currencies.

⁴ Simple average of all observations

FRESH OPIUM

At the end of December 2013, the national average price of fresh opium increased by **4%** from **US\$ 124/kg** in November 2013 to **US\$ 128/kg in December 2013** at the farm-gate level. Similarly, the national average price of fresh opium at trader level increased by **3%** from **US\$ 129/kg** in November 2013 to **US\$ 134/kg** this month (December 2013).

Graph 3: National average⁵ price of fresh opium at farm-gate and trader level, US\$/kg (August 2009 to December 2013)

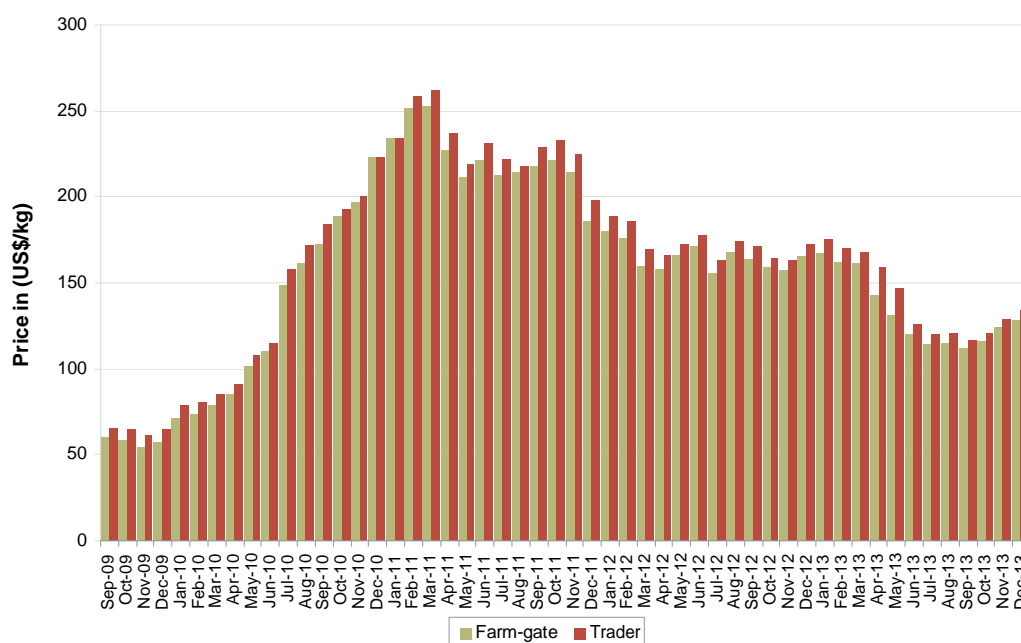


Table 5: Regional average⁵ price of fresh opium at farm-gate and trader level in local currency

		Price of 1 kg of Fresh Opium in local currency					
		Nov-13		Dec-13			
Region	Local currency	Farm-gate	Trader	Farm-gate	Trader	Change at farm-gate level (Dec-Nov) (%)	Change at trader level (Dec-Nov) (%)
Eastern region (Kunar, Laghman, Nangarhar)	Pakistani Rupee	10,827	11,106	NA	NA	NA	NA
Southern region (Hilmand, Kandahar, Uruzgan, Zabul)	Pakistani Rupee	15,995	16,852	13,790	10,338	-14%	-39%
Western region (Badghis, Ghor) *	Afghani	7,097	7,356	7,549	7,809	+6%	+6%
Western region (Farah, Hirat, Nimroz) *	Iranian Tuman	428,585	442,572	461,919	475,906	+8%	+8%
North-eastern region (Badakhshan, Kunduz, Takhar)	Afghani	5,086	5,742	NA	NA	NA	NA
Northern region (Baghlan, Balkh, Faryab)	Afghani	4,740	5,092	5,140	5,474	+8%	+7%

* Western region is divided in two groups because of prices available in two currencies

⁵ Simple average of all observations

HEROIN

There are several types of heroin available in Afghanistan with different quality. The prices of White powder (injection) in Nangarhar province, White powder (Crystal) in Kandahar and Balkh provinces, Off-white (Crystal)-100% in Badakhshan province and White powder-high quality (70-80% pure) in Hirat province are the most expensive heroin reported in Afghanistan. The cheapest heroin (**US\$ 38/kg**) is called as Khata # 2 reported in Nangarhar province.

Table 7: Prices of different types of Heroin in Afghanistan,(US\$/kg), Dec 2012 – Dec 2013

Province	Types of Heroin	Dec-12	Jan-13	Feb-13	Mar-13	Apr-13	May-13	Jun-13	Jul-13	Aug-13	Sep-13	Oct-13	Nov-13	Dec-13	Change (Dec-Nov) %
Badakhshan	Chara (20%)	1,442	1,451	1,232	1,221	1,095	1,090	1,333	1,322	1,326	1,556	2,185	1,709	1,753	3%
	Off- white powder (Crystal) - 100%	4,037	4,062	3,506	3,475	3,323	3,305	3,198	3,173	3,182	3,423	3,462	4,113	4,219	+3%
Balkh	Best powder	2,558	2,813	2,960	2,968	3,104	3,269	3,392	3,247	3,359	3,381	3,503	3,517	3,389	-4%
	White powder (Crystal)	4,347	4,424	4,354	4,274	4,199	4,267	4,289	4,178	4,243	3,423	4,186	4,106	4,060	-1%
Hirat	Morphine	984	931	861	915	839	1,021	1,052	1,082	1,212	1,267	1,500	2,193	1,759	-20%
	Off- white coarse powder (Crystal)	1,607	1,471	1,278	1,230	1,218	1,305	1,380	1,591	2,061	1,943	2,100	2,618	2,043	-22%
	White powder - high quality (70-80% pure)	2,787	2,613	2,361	2,574	2,409	2,552	2,826	2,768	2,781	2,864	2,893	3,768	2,922	-22%
	White powder - low quality (less than 50% pure)	1,639	1,562	1,389	1,459	1,388	1,531	1,446	1,441	1,461	1,493	1,473	1,939	1,461	-25%
Kandahar	Morphine	2,060	2,086	2,096	2,111	2,062	2,043	2,040	2,089	2,120	1,981	2,073	2,046	2,000	-2%
	Off- white powder (Batan) - high quality	1,761	1,868	1,880	1,853	1,856	1,839	1,836	1,870	1,896	1,793	1,838	1,814	1,810	-0.2%
	Off- white powder (Batan) - low quality	1,133	1,246	1,253	1,287	1,237	1,226	1,224	1,244	1,264	1,179	1,225	1,209	1,143	-5%
	White powder (Crystal)	3,213	3,270	3,205	3,295	3,197	3,167	3,162	3,184	3,209	3,066	3,110	3,069	3,048	-1%
Nangarhar	Best powder	2,368	1,951	1,603	1,731	1,641	1,440	1,370	1,656	1,654	1,141	998	930	1,190	+28%
	Chara # 1	72	103	103	71	82	93	91	90	97	114	124	84	86	+2%
	Chara # 2	41	72	83	51	51	62	61	50	58	57	57	37	48	+28%
	Khata # 1	62	62	62	51	72	62	51	80	78	76	86	74	76	+2%
	Khata # 2	31	41	41	31	41	31	30	40	49	48	48	28	38	+37%
	Off- white powder (Batan)	3,192	3,080	2,895	2,952	2,872	2,365	2,284	2,811	2,773	2,663	2,566	1,860	1,905	+2%
	White powder (Injection)	4,222	4,107	4,033	4,072	3,898	3,599	3,502	3,814	3,893	3,139	3,041	2,604	2,571	-1%
Takhar	Off- white powder (Crystal) - 60%	2,403	2,418	2,085	2,067	1,990	1,979	1,919	1,904	1,909	2,517	2,545	2,708	2,779	+3%

Graph 4: Prices of different types of heroin in Afghanistan, (US\$/kg), December 2013

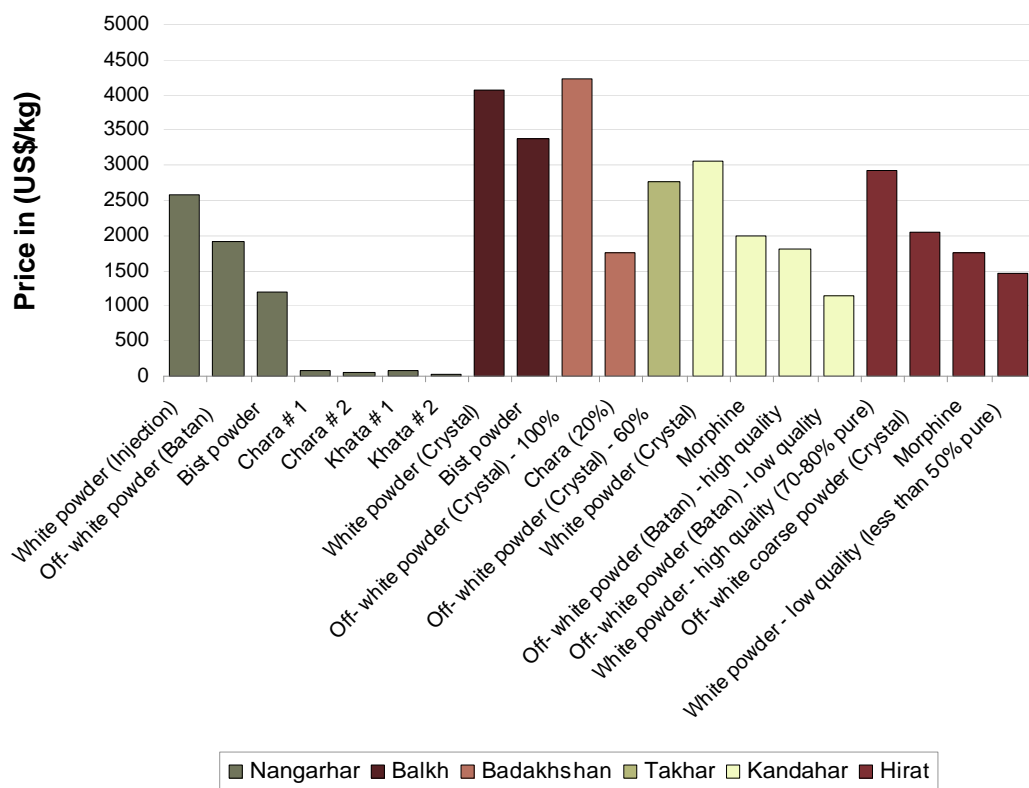


Table 8: Prices of 1 kilogram of different types of Heroin in local currency

Province	Types of heroin	Local currency	Prices of 1 kg of different types of heroin in local currency		Change (Dec-Nov) %
			Nov-13	Dec-13	
Badakhshan	Chara (20%)	Afghani	98,800	98,800	0%
	Off- white powder (Crystal) - 100%	Afghani	237,800	237,800	+0%
Balkh	Bist powder	Afghani	203,000	192,000	-5%
	White powder (Crystal)	Afghani	237,000	230,000	-3%
Hirat	Morphine	Iranian Tuman	5,000,000	5,200,000	+4%
	Off- white coarse powder (Crystal)	Iranian Tuman	5,970,000	6,040,000	+1%
	White powder - high quality (70-80% pure)	Iranian Tuman	8,590,000	8,640,000	+1%
	White powder - low quality (less than 50% pure)	Iranian Tuman	4,420,000	4,320,000	-2%
Kandahar	Morphine	Pakistani Rupee	220,000	210,000	-5%
	Off- white powder (Batan) - high quality	Pakistani Rupee	195,000	190,000	-3%
	Off- white powder (Batan) - low quality	Pakistani Rupee	130,000	120,000	-8%
	White powder (Crystal)	Pakistani Rupee	330,000	320,000	-3%
Nangarhar	Bist powder	Pakistani Rupee	100,000	125,000	+25%
	Chara # 1	Pakistani Rupee	9,000	9,000	+0%
	Chara # 2	Pakistani Rupee	4,000	5,000	+25%
	Khata # 1	Pakistani Rupee	8,000	8,000	+0%
	Khata # 2	Pakistani Rupee	3,000	4,000	+33%
	Off- white powder (Batan)	Pakistani Rupee	200,000	200,000	+0%
	White powder (Injection)	Pakistani Rupee	280,000	270,000	-4%
Takhar	Off- white powder (Crystal) - 60%	Pakistani Rupee	156600	156600	+0%

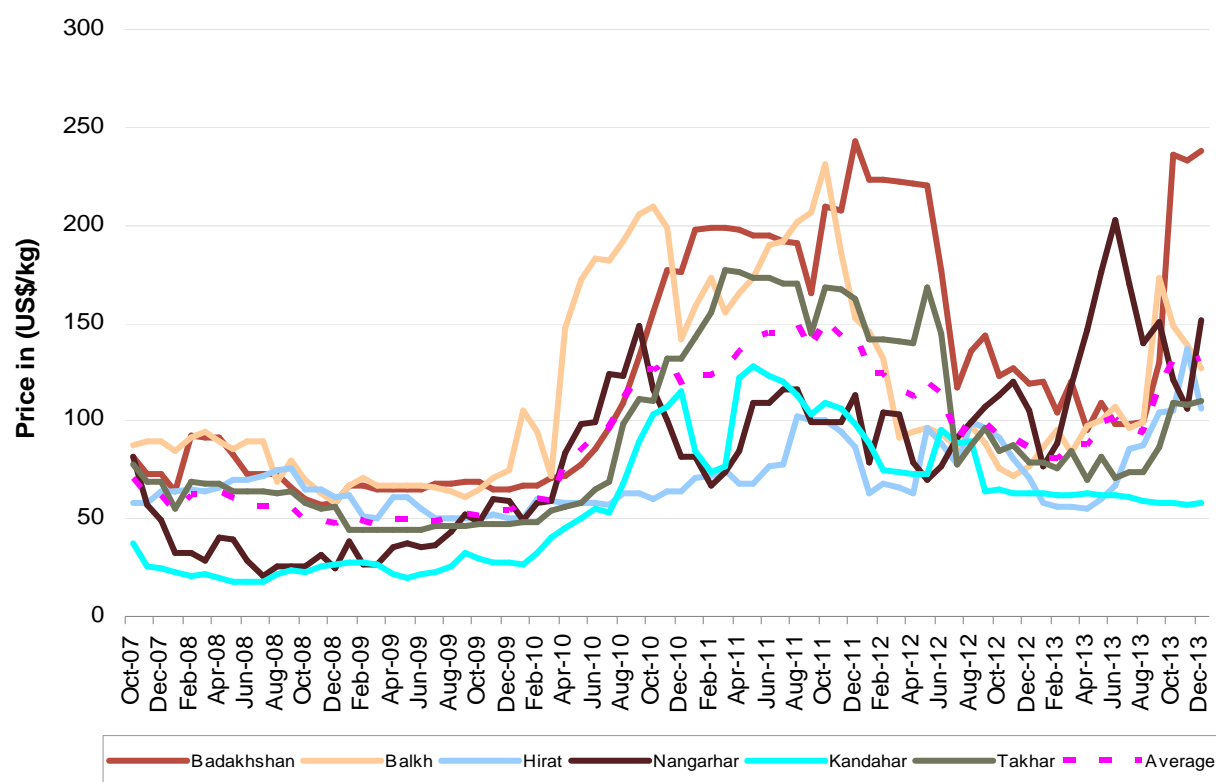
CANNABIS RESIN:

There are mainly three types of cannabis resin available in Afghanistan namely Garda # 1, # 2 and # 3 with quality as best, moderate and fair respectively. Garda # 1 (Shirak) in Badakhshan province has become the most expensive cannabis resin because of its pure quality. Earlier Garda # 1 (Jooshi) of Balkh province was most expensive and popular because of its high quality however it lost its demand due to its blending with lower quality hashish

Table 9: Prices of different types of cannabis resin in Afghanistan, (US\$/kg), Dec 2012 - Dec 2013

Province	Types of cannabis resin	Dec-12	Jan-13	Feb-13	Mar-13	Apr-13	May-13	Jun-13	Jul-13	Aug-13	Sep-13	Oct-13	Nov-13	Dec-13	Change (Dec-Nov) %
Badakhshan	Garda # 1 (Shirak)	119	120	104	120	95	109	98	98.7	99	130	236	233	238	+2%
Balkh	Garda # 1 (Jooshi)	77	87	95	84	97	100	107	97	99	173	149	138	127	-8%
	Garda # 2 (Morchajosh)	62	70	76	69	82	85	89	70	74	139	114	112	97	-14%
Hirat	Garda # 1	71	58	56	56	55	60	67	86	88	104	105	137	106	-23%
	Garda # 2	36	29	36	37	37	54	58	60	62	69	70	86	67	-23%
Kandahar	Garda # 1	63	63	62	62	63	62	62	61	59	58	58	57	58	+2%
	Garda # 2	45	45	45	45	45	45	44	44	43	42	41	41	42	+2%
	Garda # 3	23	23	23	23	23	23	23	22	22	21	21	21	21	+2%
Nangarhar	Garda # 1	105	77	89	118	147	176	203	171	140	150	121	106	151	+42%
	Garda # 2	67	44	43	59	74	88	116	114	98	68	54	60	89	+49%
	Garda # 3	31	28	15	18	37	37	43	57	29	27	27	27	34	+29%
Takhar	Garda # 1 (Shirak)	79	79	76	85	69	82	71	74	74	87	109	108	110	+2%

Graph 5: Average⁶ price of cannabis resin (Garda # 1, best quality) in US\$/kg, Oct 2007 Dec 2013



⁶ Simple average of all observations

Graph 6: Prices of different types of cannabis resin in Afghanistan, (US\$/kg), December 2013

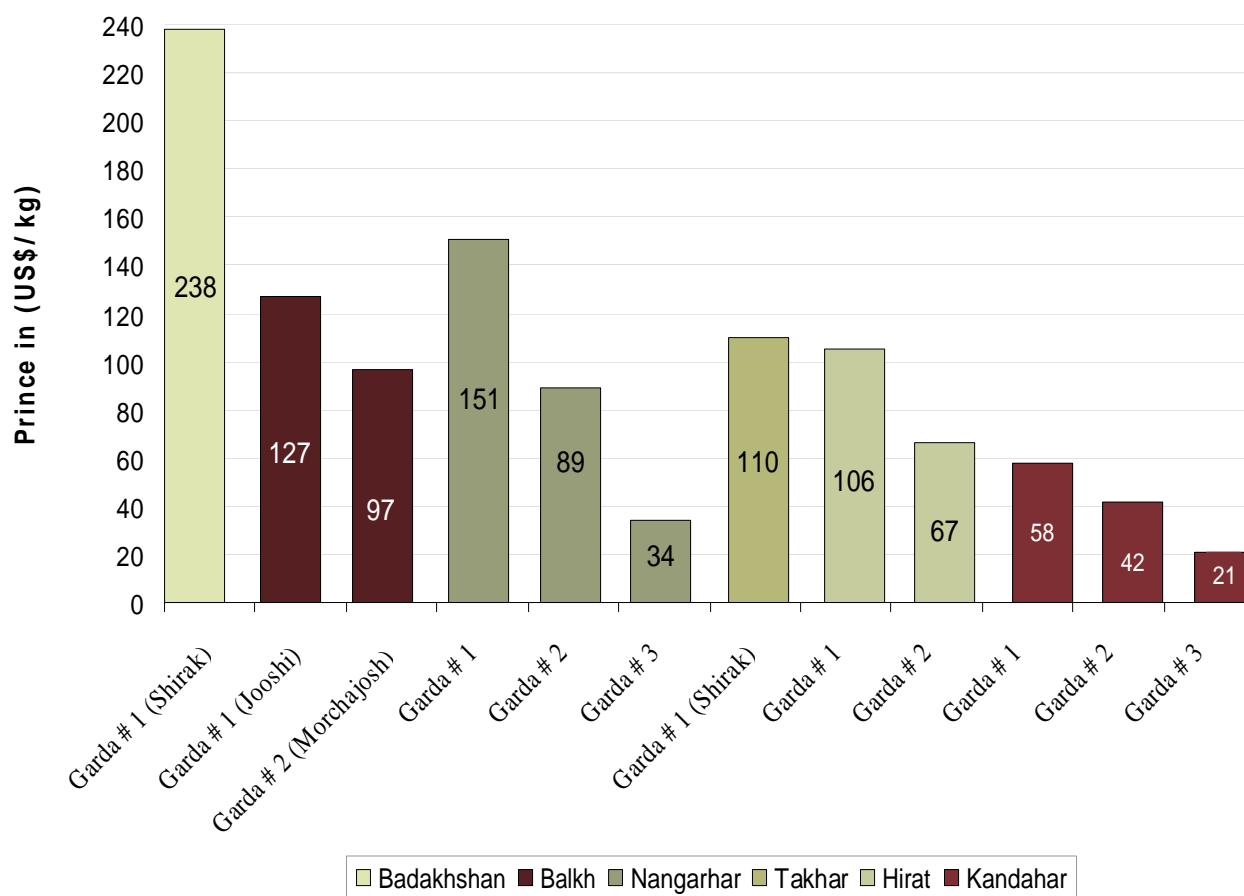


Table 10: Prices of 1 kilogram of different types of cannabis resin in Afghanistan in local currency, November 2013- December 2013

			Prices of 1 kg of different types of cannabis resin in local currency		Change (Dec-Nov) %
Province	Types of cannabis resin	Local currency	Nov-13	Dec-13	
Badakhshan*	Garda # 1 (Shirak)	Afghani	13500	13500	+0%
Balkh	Garda # 1 (Jooshi)	Afghani	8,000	7,200	-10%
	Garda # 2 (Morchajosh)	Afghani	6,500	5,500	-15%
Hirat	Garda # 1	Iranian Tuman	312,500	312,500	+0%
	Garda # 2	Iranian Tuman	197,000	197,000	+0%
Kandahar	Garda # 1	Pakistani Rupee	6,089	6,089	+0%
	Garda # 2	Pakistani Rupee	4,378	4,378	+0%
	Garda # 3	Pakistani Rupee	2,222	2,222	+0%
Nangarhar	Garda # 1	Pakistani Rupee	11,428	15,714	+38%
	Garda # 2	Pakistani Rupee	6,428	9,285	+44%
	Garda # 3	Pakistani Rupee	2,857	3,571	+25%
Takhar*	Garda # 1 (Shirak)	Afghani	6250	6250	+0%

LICIT CROPS:

Prices of wheat, cotton, saffron, rice (imported) and rice (local) collected in six provinces of Afghanistan are shown in below table.

Table 11: Prices of wheat, cotton, saffron, imported and local rice in Afghanistan in local currency, December 2013

Province	Types of crops	Price/Kg in Pakistani Rupee (PRs)	Price/Kg in Afghani (AFs)	Price/Kg in (US\$)
Badakhshan	Wheat	-	25	0.4
Badakhshan	Rice Imported	-	85	1.5
Badakhshan	Rice Local	-	64	1.1
Balkh	Wheat	-	19	0.3
Balkh	Cotton	-	41	0.7
Balkh	Rice Imported	-	81	1.4
Balkh	Rice Local	-	50	0.9
Hirat	Wheat	-	22	0.4
Hirat	Cotton	-	80	1.4
Hirat	Saffron	-	80,000	1,419
Hirat	Rice Imported	-	100	1.8
Hirat	Rice Local	-	70	1.2
Kandahar	Wheat	52	-	0.5
Kandahar	Cotton	170	-	1.6
Kandahar	Rice Imported	130	-	1.2
Nangarhar	Wheat	40	-	0.4
Nangarhar	Cotton	178	-	1.7
Nangarhar	Rice Imported	150	-	1.4
Nangarhar	Rice Local	44	-	0.4
Takhar	Wheat	-	22	0.4
Takhar	Rice Imported	-	83	1.5
Takhar	Rice Local	-	62	1.1

Table 12: Prices of wheat, cotton, saffron, imported and local rice in Afghanistan, (US\$/kg), December 2012 – December 2013

Types of crops	Dec-12	Jan-13	Feb-13	Mar-13	Apr-13	May-13	Jun-13	Jul-13	Aug-13	Sep-13	Oct-13	Nov-13	Dec-13	Increase/D ecrease (%)
Wheat	0.41	0.42	0.43	0.43	0.38	0.38	0.36	0.35	0.35	0.34	0.35	0.39	0.41	+3%
Cotton	1.34	1.43	1.38	1.43	1.42	1.4	1.4	1.4	1.4	1.3	1.3	1.3	1.4	+7%
Saffron	1,728	1,746	1,708	1,689	1,643	1,641	1,510	1,492	1,500	1,470	1,488	1,388	1,419	+2%
Rice (Imported)	1.64	1.46	1.49	1.42	1.42	1.5	1.4	1.4	1.4	1.4	1.4	1.4	1.5	+5%
Rice (Local)	1.0	1.1	1.0	1.0	1.0	0.9	0.9	0.9	0.9	0.9	0.9	1.0	1.0	-1%

CANNABIS AND POPPY SEEDS:

Prices of cannabis and poppy seeds collected from eighteen provinces of Afghanistan are tabulated below.

Table 13: Prices of cannabis and poppy seeds in local currency, November 2013 – December 2013

Province	Types of seed	Local currency	Prices of 1 kg of cannabis seed and poppy seed in local currency		Change (Dec-Nov) (%)
			Nov-13	Dec-13	
Badakhshan	Poppy seed	Afghani	30	30	+0%
	Cannabis seed	Afghani	35	35	+0%
Baghlan	Poppy seed	Afghani	30	40	+33%
	Cannabis seed	Afghani	10	14	+40%
Balkh	Poppy seed	Afghani	30	40	+33%
	Cannabis seed	Afghani	20	25	+25%
Farah	Poppy seed	Afghani	40	40	+0%
	Cannabis seed	Afghani	39	39	+0%
Faryab	Poppy seed	Afghani	80	100	+25%
	Cannabis seed	Afghani	20	20	+0%
Hilmand	Poppy seed	Afghani	33	38	+13%
	Cannabis seed	Afghani	20	20	+0%
Hirat	Poppy seed	Afghani	43	43	+0%
	Cannabis seed	Afghani	41	41	+0%
Kabul	Poppy seed	Afghani	30	25	-17%
Kandahar	Poppy seed	Afghani	41	40	-3%
	Cannabis seed	Afghani	19	21	+12%
Kapisa	Poppy seed	Afghani	20	22	+10%
Kunar	Poppy seed	Pakistani Ruppee	43	60	+40%
Laghman	Poppy seed	Pakistani Ruppee	50	50	+0%
Logar	Cannabis seed	Afghani	35	3	-91%
Nangarhar	Poppy seed	Pakistani Ruppee	50	57	+14%
	Cannabis seed	Pakistani Ruppee	15	15	+0%
Paktya	Cannabis seed	Afghani	25	22	-12%
Takhar	Poppy seed	Afghani	35	35	+0%
	Cannabis seed	Afghani	25	25	+0%
Uruzgan	Poppy seed	Afghani	39	39	+0%
	Cannabis seed	Afghani	18	19	+6%
Zabul	Poppy seed	Afghani	40	42	+6%
	Cannabis seed	Afghani	20	22	+11%

Table 13: Prices of cannabis and poppy seeds in Afghanistan, (US\$/kg), Dec 2012 – Dec 2013

Types of seeds	Dec-12	Jan-13	Feb-13	Mar-13	Apr-13	May-13	Jun-13	Jul-13	Aug-13	Sep-13	Oct-13	Nov-13	Dec-13	Increase/Decrease (%)
Cannabis seed	0.35	0.44	0.42	0.42	0.44	0.38	0.40	0.41	0.40	0.38	0.40	0.41	0.44	+7%
Poppy seed	0.71	0.67	0.69	0.67	0.66	0.54	0.59	0.58	0.57	0.55	0.58	0.61	0.69	+13%

PRICES OF HEROIN, OPIUM AND HASHISH AT CONSUMER LEVEL:

The consumer prices of heroin, opium and hashish collected from different regions of Afghanistan are as below. The quality of product varies widely in different regions.

Graph 7: Regional average⁷ prices of heroin, opium and hashish at consumer level in (US\$/Kg), December 2013

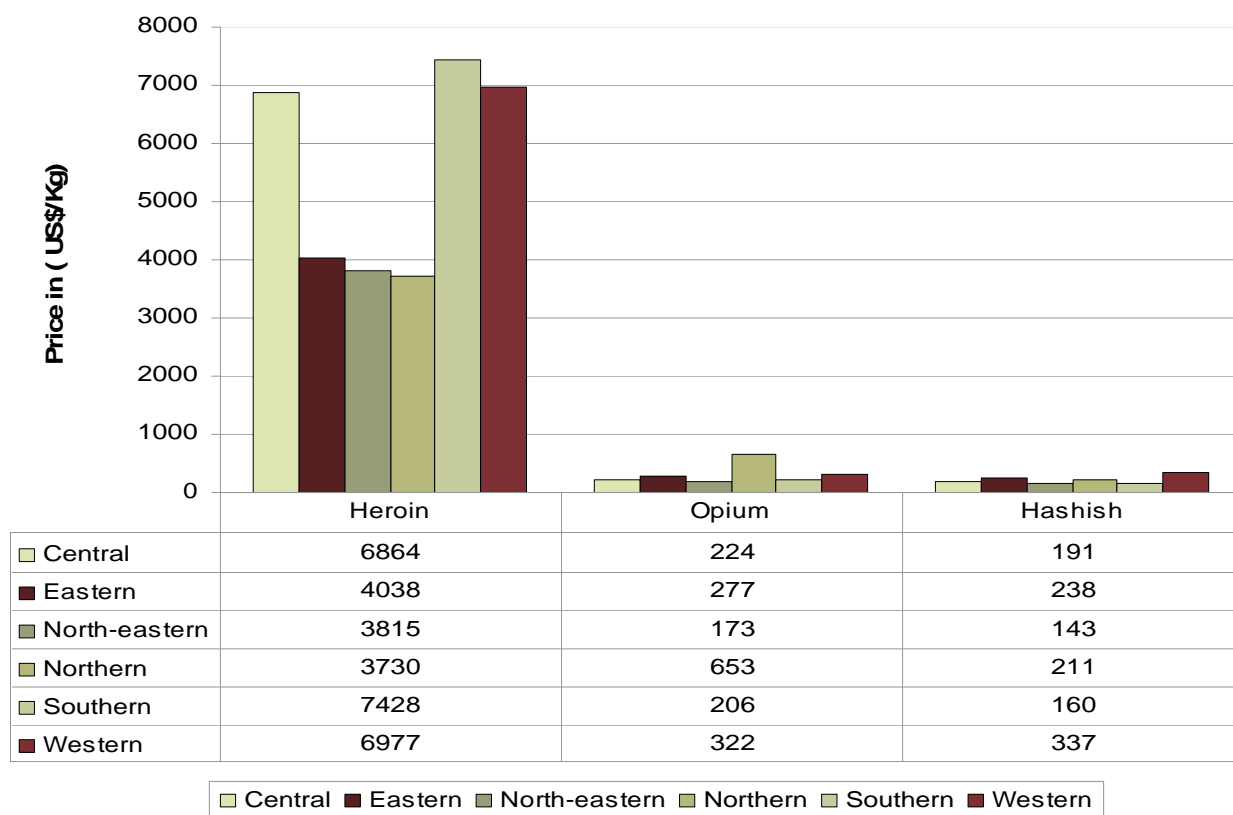


Table 15: Average⁸ prices of Heroin, Opium and Hashish at consumer level in Afghanistan, (US\$/kg), December 2012 - December 2013

Types of drug	Average prices in (US\$/kg)													Change (Dec-Nov) (%)
	Dec-12	Jan-13	Feb-13	Mar-13	Apr-13	May-13	Jun-13	Jul-13	Aug-13	Sep-13	Oct-13	Nov-13	Dec-13	
Heroin	5,826	5,885	5,335	5,004	5,369	5,255	5,374	5,431	5,337	4,664	5,218	5,318	5,261	-1%
Opium	458	448	470	447	391	369	328	305	306	309	319	327	330	+1%
Hashish	200	195	183	179	178	184	173	174.5	174	198	203	206	220	+7%

⁷ Simple average of all observations

PRICES OF DRUGS IN PAKISTAN:

The prices of different types of opium, heroin and hashish reported from Peshawar and Quetta in Pakistan are as below:

A. PESHAWAR

OPIUM:

There are three types of dry opium namely Opium - Afghanistan (opium of Afghanistan), Opium - Terra and Opium - Tapa (adulterated) available in Peshawar, Pakistan. Opium-Terra is the most expensive opium reported in Peshawar.

Table 14: Prices of different types of opium in Peshawar, Pakistan in (US\$/Kg):

Types of opium	Dec-12	Jan-13	Feb-13	Mar-13	Apr-13	May-13	Jun-13	Jul-13	Aug-13	Sep-13	Oct-13	Nov-13	Dec-13	Change (Dec-Nov) %
Opium - Terra	453	331	320	433	485	409	388	370	351	332	323	307	304	-1%
Opium - Afghanistan	376	274	269	361	423	327	316	300	293	275	266	261	266	+2%
Opium - Tapa (adulterated)	190	191	196	227	330	276	265	240	225	209	204	195	195	+0%

HEROIN:

There are three types of heroin namely White (Injection), Yellow (Batan) and Saada (Ordinary) available in Peshawar, Pakistan. White (injection) type is the most expensive heroin reported in Peshawar.

Table 15: Prices of different types of heroin in Peshawar, Pakistan in (US\$/Kg):

Types of heroin	Dec-12	Jan-13	Feb-13	Mar-13	Apr-13	May-13	Jun-13	Jul-13	Aug-13	Sep-13	Oct-13	Nov-13	Dec-13	Change (Dec-Nov) %
Heroin - White (Injection)	4,994	4,855	4,804	4,893	4,950	4,291	4,335	4,198	4,150	3,989	4,040	3,908	3,943	+1%
Heroin - Yellow (Batan)	4,767	4,649	4,597	4,687	4,795	4,087	4,131	3,998	3,954	3,799	3,849	3,722	3,800	+2%
Heroin - Saada (Ordinary)	1,956	1,860	1,808	2,472	2,423	2,350	2,295	2,249	2,197	2,089	2,120	2,047	2,071	+1%

HASHISH:

There are three types of hashish namely Hashish - Garda # 1, # 2 and # 3 available in Peshawar, Pakistan. Hashish-Garda#1 is the most expensive hashish reported in Peshawar.

Table 16: Prices of different types of Hashish in Peshawar, Pakistan in (US\$/Kg):

Types of hashish	Dec-12	Jan-13	Feb-13	Mar-13	Apr-13	May-13	Jun-13	Jul-13	Aug-13	Sep-13	Oct-13	Nov-13	Dec-13	Change (Dec-Nov) %
Hashish - Garda # 1	525	532	527	670	681	562	581	565	586	617	646	614	618	+1%
Hashish - Garda # 2	360	372	362	618	629	470	479	480	459	465	475	456	456	+0%
Hashish - Garda # 3	278	289	279	484	495	409	418	420	410	408	418	400	399	+0%

Table 17: Prices of different types of drugs in Peshawar, Pakistan in local currency, (Pak Rupee/kg):

		Price in (Pakistani Rupee)/kg	
Types of drugs	Nov-13	Dec-13	Change (Dec-Nov) %
Opium -Afghanistan	28,000	28,000	+0%
Opium -Tapa (Adulterated)	21,000	20,500	-2%
Opium -Terra	33,000	32,000	-3%
Heroin -White (Injection)	420,000	415,000	-1%
Heroin -Yellow (Batan)	400,000	400,000	+0%
Heroin -Saada (Ordinary)	220,000	218,000	-1%
Hashish -Garda # 1	66,000	65,000	-2%
Hashish -Garda # 2	49,000	48,000	-2%
Hashish -Garda # 3	43,000	42,000	-2%

B. QUETTA

OPIUM:

Table 18: Prices of different quality of opium in Quetta, Pakistan in (US\$/Kg):

Quality of opium	Dec-12	Jan-13	Feb-13	Mar-13	Apr-13	May-13	Jun-13	Jul-13	Aug-13	Sep-13	Oct-13	Nov-13	Dec-13	Change (Dec-Nov) %
High quality	494	517	534	565	598	593	560	480	457	437	428	415	431	+4%
Medium quality	453	465	462	482	495	511	458	420	389	380	380	369	383	+4%
Low quality	412	413	411	431	433	439	407	380	369	342	333	323	336	+4%

HEROIN:

Table 19: Prices of different quality of heroin in Quetta, Pakistan in (US\$/Kg):

Quality of heroin	Dec-12	Jan-13	Feb-13	Mar-13	Apr-13	May-13	Jun-13	Jul-13	Aug-13	Sep-13	Oct-13	Nov-13	Dec-13	Change (Dec-Nov) %
High quality (Crystal)	6,385	6,457	6,472	6,570	6,703	6,743	6,361	5,898	5,591	5,318	5,133	4,847	4,985	+3%
Medium quality	3,707	3,719	3,852	3,901	3,970	3,933	3,664	3,399	3,209	3,039	2,946	2,862	2,972	+4%
Low quality	2,060	2,118	2,055	2,207	2,269	2,299	2,036	1,999	1,945	1,899	1,853	1,754	1,821	+4%

HASHISH:

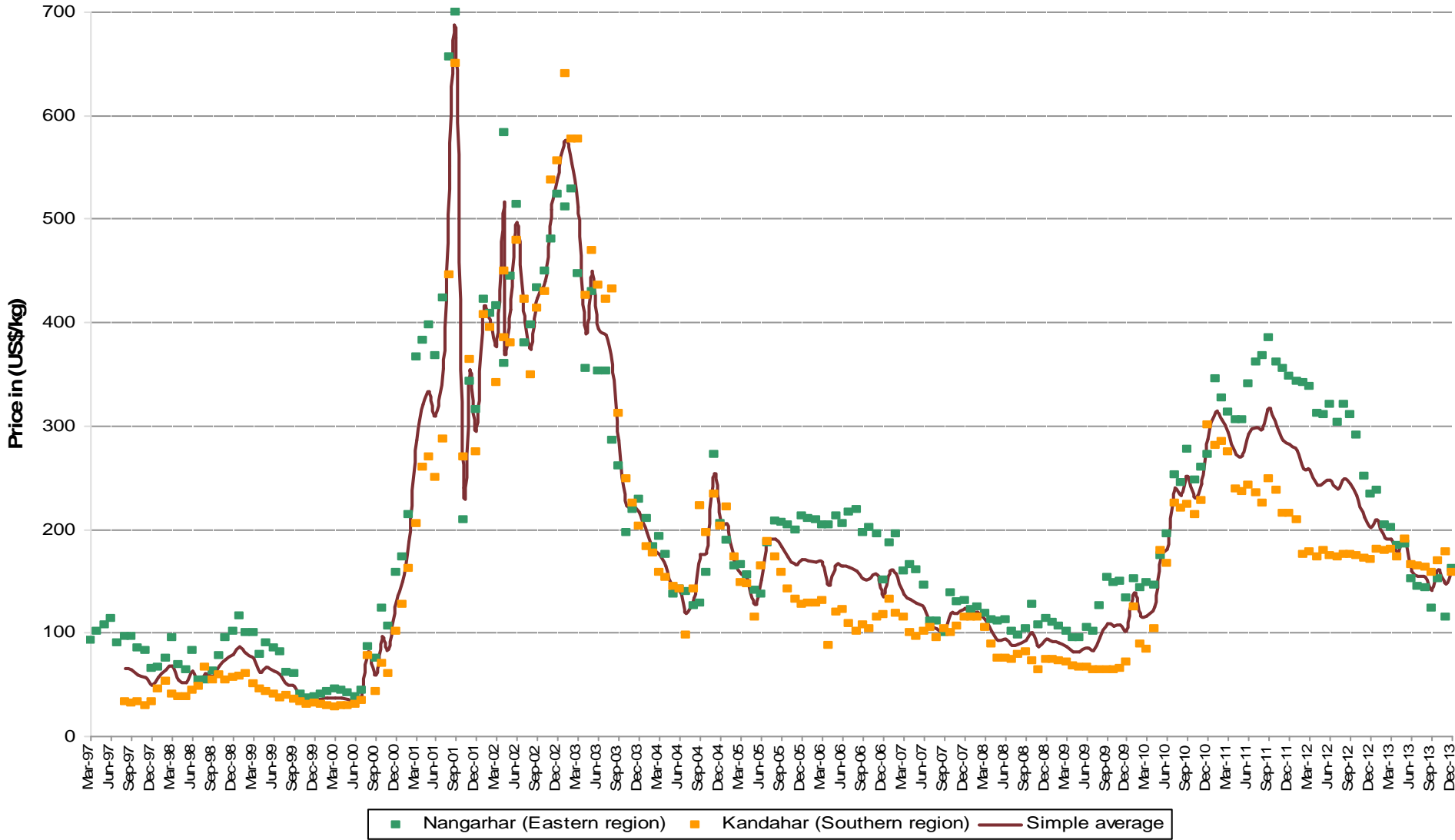
Table 20: Prices of different quality of Hashish in Quetta, Pakistan in (US\$/Kg):

Quality of hashish	Dec-12	Jan-13	Feb-13	Mar-13	Apr-13	May-13	Jun-13	Jul-13	Aug-13	Sep-13	Oct-13	Nov-13	Dec-13	Change (Dec-Nov) %
High quality	412	465	462	513	516	562	509	470	447	418	418	406	431	+6%
Medium quality	360	393	411	431	443	460	448	430	408	380	361	342	355	+4%

Table 21: Prices of different types of drugs in Quetta, Pakistan in local currency, (Pak Rupee/kg):

Types of drugs	Price in (Pakistani Rupee)/kg			Change (Dec-Nov) %
	Nov-13	Dec-13		
Opium -High quality	45,000	45,000		+0%
Opium -Medium quality	40,000	40,000		+0%
Opium -Low quality	35,000	35,000		+0%
Heroin -High quality (Crystal)	525,000	520,000		-1%
Heroin -Medium quality	310,000	310,000		+0%
Heroin -Low quality	190,000	190,000		+0%
Hashish -High quality	44,000	45,000		+2%
Hashish -Medium quality	37,000	37,000		+0%

Graph 8: Average price of dry opium collected from traders in Nangarhar and Kandahar provinces (US\$/Kg), Mar 1997 – Dec 2013



Methodology

- Prices are collected in the last week of every month from around twenty farmers and equal numbers of trader prices are collected by MCN Survey coordinators generally from different farmers and traders each month; however the price data collection is sourced from a few known farmers and traders as well.
- Opium prices are collected from 18 of 34 provinces namely Badakhshan, Baghlan, Badghis, Balkh, Farah, Faryab, Ghor, Hilmand, Hirat, Kandahar, Kunar, Kunduz, Laghman, Nangarhar, Nimroz, Uruzgan, Takhar and Zabul. The prices of dry and fresh opium are collected from farmers (at farm-gate level) and traders (at trader level).
- Different varieties of heroin, morphine and cannabis resin prices are collected from six provinces of Afghanistan namely Badakhshan, Balkh, Hirat, Nangarhar, Kandahar and Takhar.
- Prices of some licit crops such as wheat, saffron, imported and local rice is also collected from six provinces of Afghanistan and included in this report.
- Prices of poppy seeds, cannabis seeds and acetic anhydride are included in the report as well.
- Different varieties of opium, heroin and hashish prices are also collected from Peshawar as well as Quetta province of Pakistan. Prices are collected and reported by UNODC office in Peshawar and Quetta in Pakistan.
- The prices are also presented in local currency for convenience of certain analysis; however the national average prices are presented in USD. At the regional level, average prices are reflected in local currency with exception of the Western region since prices are reported in two different currencies.
- Prices are reported in different currencies in different regions. The prices in Eastern region (Kunar, Laghman and Nangarhar) and Southern region (Kandahar, Hilmand, Uruzgan and Zabul) are reported in Pakistani rupees. In Northern (Balkh, Baghlan, Farayb) and North-eastern (Badakhshan, Kunduz, Takhar) regions, the prices are reported in Afghani. However, prices are reported in two different currencies namely Afghani and Iranian Tuman in Western region. The prices are converted in US\$ using the exchange rate from oanda.com site considering the rates on the same date the observation is made.

Number of observations of dry and fresh opium prices

	Number of observations (n)		Number of provinces price collected
	Farm-gate price	Trader price	
Dry Opium	184	184	18
Fresh Opium	120	119	12

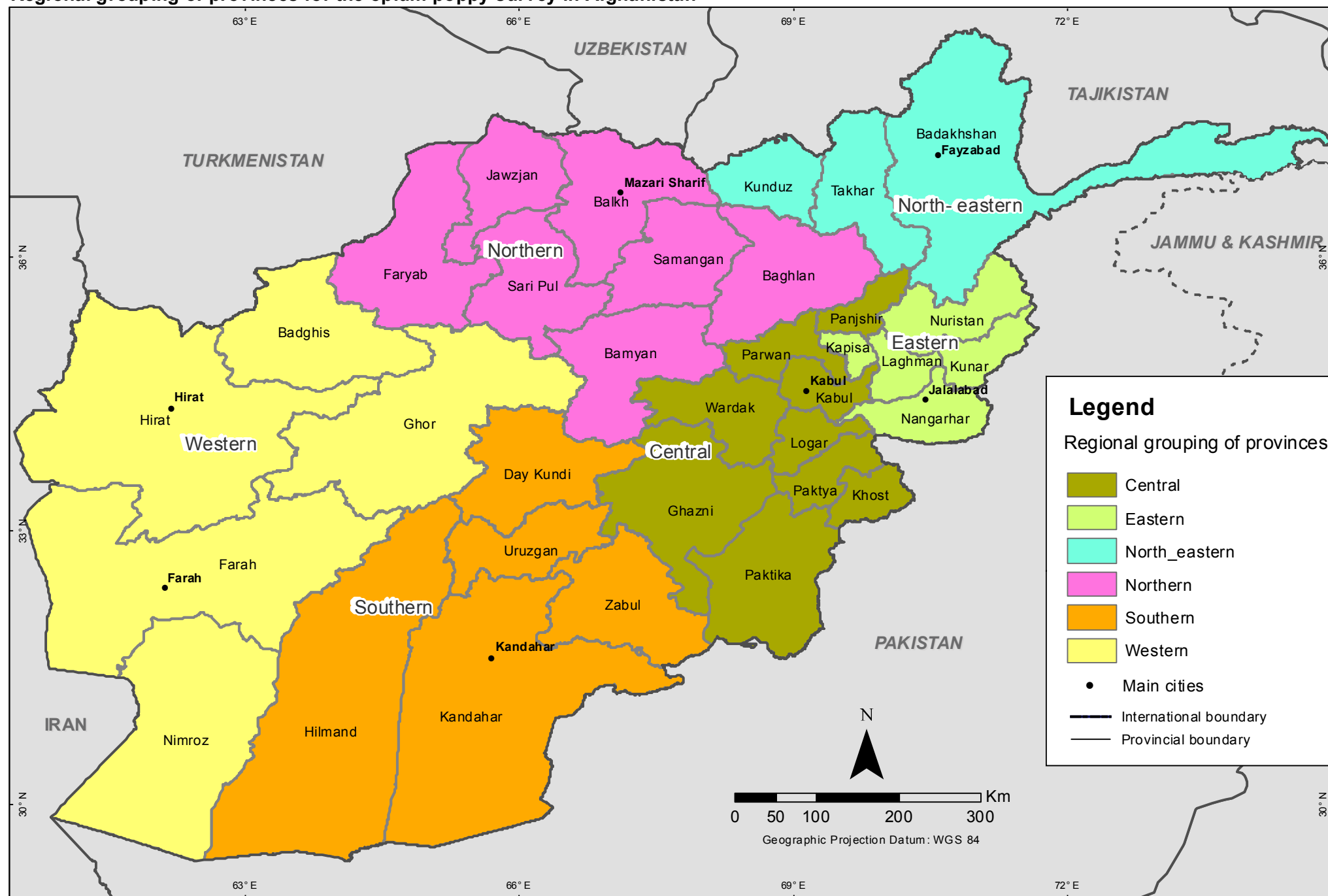
Legend

- Price not collected
- Price collected
- Trader: Price at trader level (US\$/kg)
- Farmer: Price at Farm-gate level (US\$/kg)
- Provincial boundary
- International boundary

Province	Trader (US\$/kg)	Farmer (US\$/kg)
Badakhshan	101	96
Takhar	115	112
Kunduz	151	0
Balkh	130	123
Samangan	-	-
Baghlan	72	65
Panjshir	-	-
Nuristan	-	-
Kunar	136	132
Laghman	118	115
Nangarhar	162	160
Kabul	-	-
Logar	-	-
Paktiya	-	-
Khost	-	-
Paktika	-	-
Ghazni	-	-
Wardak	-	-
Parwan	-	-
Bamyan	-	-
Day kundi	-	-
Uruzgan	160	145
Zabul	128	116
Kandahar	159	149
Hilmand	178	173
Nimroz	214	191
Farah	169	161
Ghor	184	167
Badghis	187	179
Faryab	143	135
Hirat	222	217
Jawzjan	-	-
Sari Pul	-	-

Note: The boundaries and names shown and the designations used on this map do not imply official endorsement or acceptance by the United Nations.

Regional grouping of provinces for the opium poppy survey in Afghanistan



Source: Government of Afghanistan. National monitoring system implemented by UNODC

Note: The boundaries and names shown and the designations on this map do not imply official endorsement or acceptance by the United Nations.