



**Islamic Republic of Afghanistan  
Ministry of Counter Narcotics**



**UNODC**  
United Nations Office on  
Drugs and Crime

December 2015 مطابق جدی 1394 هجری

## Afghanistan Drug Price Monitoring Monthly Report



**Ministry of Counter Narcotics, Islamic Republic of Afghanistan, Kabul  
And  
United Nations Office on Drugs and Crime, Kabul**

## Abbreviations

MCN: Ministry of Counter Narcotics

UNODC: United Nations Office on Drugs and Crime

## ACKNOWLEDGEMENTS

The following organizations and individuals contributed to the drug price data collection and analysis and preparation of this report:

### ***Ministry of Counter-Narcotics:***

Prof. Salamat Azimi (Minister), Sayed Najibullah Ahmadi (Acting Director of Narcotics Survey Directorate), Mohammad Humayon Faiazad (Provincial Affairs Director), Saraj Ahmad (Deputy Director of Narcotics Survey Directorate), Nasir Ahmad Karimi (Deputy Director of Narcotics Survey Directorate) Mohammad Ajmal Sultani (Statistical Data Analyst), Mohammad Hakim Hayat (GIS & Remote sensing analyst ), Shabir Ahmad Taieb (GIS & Remote Sensing Analyst), Sayed Shahenshah Sadat (Quality Control and Digit Specialist), Ahmad Mustafa Safi (Database Analysis & Statistics Member), Najeem Alcozai (Database Analysis & Statistics Member), Karimdad Qadari (Database Analysis & Statistics Member) and Hamida Hussaini (Administrative Officer)

***Survey Coordinators:*** Eshaq Masumi (Central Region), Mohammed Ishaq Anderabi (North-Eastern Region), Abdul Latif Ehsan (Western Region), Fida Mohammad (Northern Region), Khalil Ahmad (Southern Region) and Abdullah Dawodkhel (Eastern Region).

### ***United Nations Office on Drugs and Crime***

Devashish Dhar (International Project Coordinator), Abdul Manan Ahmadzai (Senior Survey Officer), Noor Mohammad Sadiq (Database Developer), Ahmad Jawid Ghiasee and Sayed Mehdi Sadat (Remote sensing analysts), Asia Noory (Project Associate), Ziaulhaq Sidiqi (GIS Associate), Qahir Khan National Research Officer, Balochistan (Pakistan) and Shaukat Ullah Khan National Research Officer Peshawar (Pakistan)

***Survey Coordinators:*** Abdul Basir Basiret (Eastern Region), Sayed Ghawash Nayer (Western Region), Rahimullah Omar (Central Region)

Drug price report in Afghanistan was made possible by financial contribution from the Governments of United States of America and United Kingdom.

## Drug price by year (December 2014 - December 2015)

- **Average<sup>1</sup> price of dry Opium in Afghanistan, (US\$/kg)**

<b>Dry Opium</b>	<b>Dec-14</b>	<b>Dec-15</b>	<b>Increase/ Decrease (%)</b>
<i>Farm-gate price (US\$/Kg)</i>	142	185	+30%
<i>Trader price (US\$/Kg)</i>	149	195	+30%

- **Average<sup>1</sup> price of fresh Opium in Afghanistan, (US\$/kg)**

<b>Fresh Opium</b>	<b>Dec-14</b>	<b>Dec-15</b>	<b>Increase/ Decrease (%)</b>
<i>Farm-gate price (US\$/Kg)</i>	129	164	+28%
<i>Trader price (US\$/Kg)</i>	133	173	+30%

- **Average<sup>1</sup> price of Heroin in Afghanistan, (US\$/kg)**

<b>Heroin</b>	<b>Dec-14</b>	<b>Dec-15</b>	<b>Increase/ Decrease (%)</b>
<i>High Quality</i>	2,951	3,667	+24%
<i>Medium Quality</i>	2,037	2,387	+17%

- **Average<sup>1</sup> price of Cannabis Resin in Afghanistan, (US\$/kg)**

<b>Types of cannabis resin</b>	<b>Dec-14</b>	<b>Dec-15</b>	<b>Increase/ Decrease (%)</b>
<i>Cannabis resin (Garda # 1) price (US\$/kg)</i>	110	107	-3%
<i>Cannabis resin (Garda # 2) price (US\$/kg)</i>	69	71	+3%
<i>Cannabis resin (Garda # 3) price (US\$/kg)</i>	29	53	+83%

- **Heroin and Hashish (best quality) prices in Peshawar, Pakistan (US\$/kg)**

<b>Best quality of Heroin/Hashish</b>	<b>Dec-14</b>	<b>Dec-15</b>	<b>Increase/Decrease (%)</b>
<i>Heroin - White (Injection) price (US\$/kg)</i>	3,757	3,079	-18%
<i>Hashish - (Garda # 1) price (US\$/kg)</i>	656	544	-17%

<sup>1</sup> Simple average of all observations

- **Heroin and Hashish (best quality) prices in Quetta, Pakistan (US\$/kg)**

Best quality of Heroin/Hashish	Dec-14	Dec-15	Increase/Decrease (%)
Heroin - High quality (Crystal) price (US\$/kg)	4,133	5,562	+35%
Hashish - High quality price (US\$/kg)	697	774	+11%

- **Average<sup>2</sup> price of Heroin, Opium and Hashish at consumer level in Afghanistan, (US\$/kg)**

Types of drugs	Dec-14	Dec-15	Increase/Decrease (%)
Heroin	5,331	5,727	+7%
Opium	267	257	-4%
Hashish	200	170	-15%

- **Average<sup>2</sup> price of Wheat, Cotton, Saffron, Imported and Local Rice in Afghanistan, (US\$/kg)**

Types of crops	Dec-14	Dec-15	Increase/Decrease (%)
Wheat	0.45	0.38	-15%
Cotton	1.3	1.45	+8%
Saffron	1,379	1,262	-8%
Rice (imported)*	1.5	1.18	-20%
Rice (local)*	0.9	0.67	-24%

- **Average<sup>2</sup> price of poppy and cannabis seeds in Afghanistan, (US\$/kg)**

Types of seeds	Dec-14	Dec-15	Increase/Decrease (%)
Cannabis seed	0.41	0.46	+12%
Poppy seed	0.68	0.62	-9%

- **Average<sup>2</sup> price of acetic anhydride in Afghanistan, (US\$/Lit )**

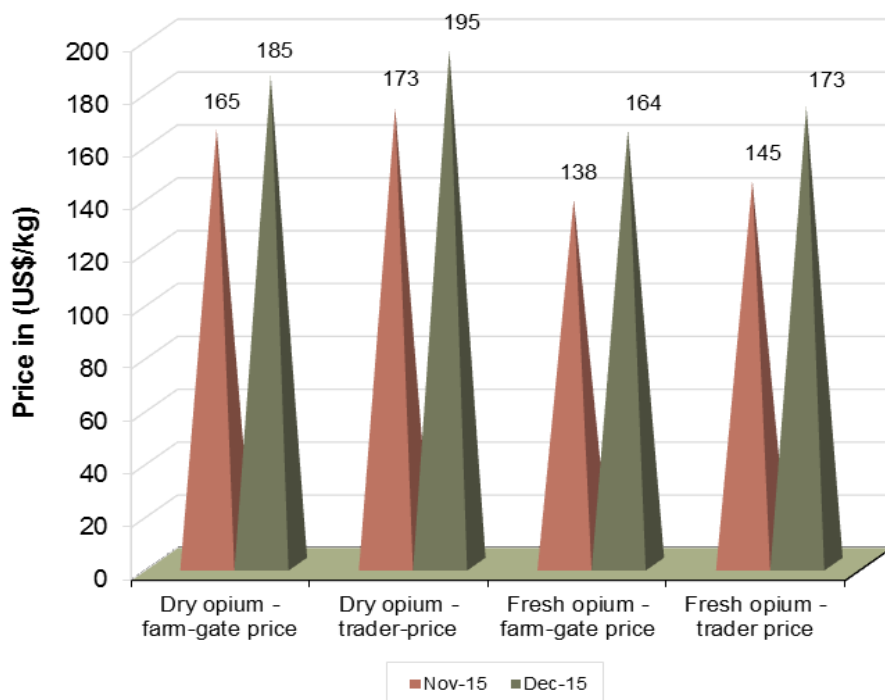
Variety of Acetic Anhydride	Dec-14	Dec-15	Increase/Decrease (%)
Acetic Anhydride - A*	288	245	-15%
Acetic Anhydride - B*	140	181	+30%
Acetic Anhydride - C*	125	172	+38%
Acetic Anhydride - D*	155	152	-2%
Acetic Anhydride - E*	150	152	+1%
Acetic Anhydride - F*	339	201	-41%

\* A, B, C, D, E, F represent different variety of acetic anhydride in Afghanistan.

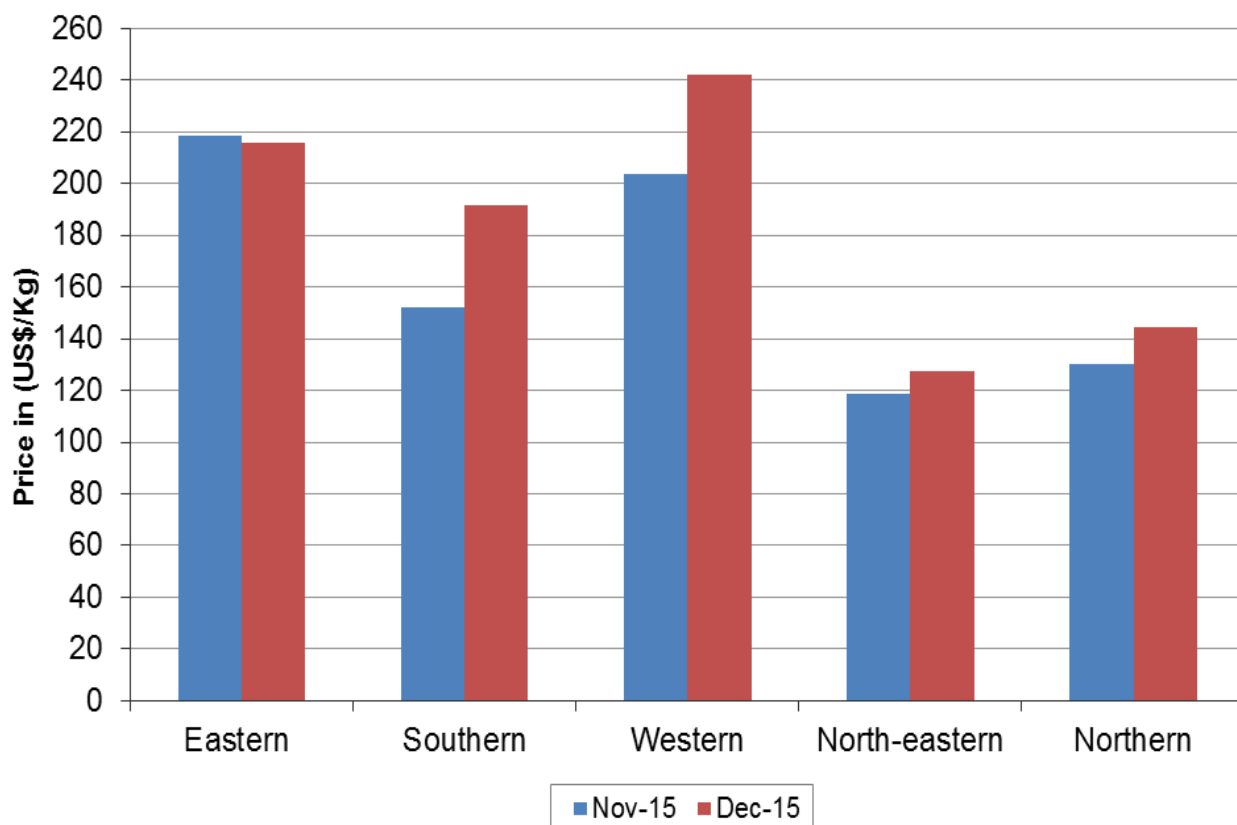
<sup>2</sup> Simple average of all observations

## Drug price by Month (November 2015 – December 2015)

### Price change of Dry Opium and Fresh Opium (Nov 2015 – Dec 2015)



### Regional average price of dry opium from traders (Nov 2015 – Dec 2015)

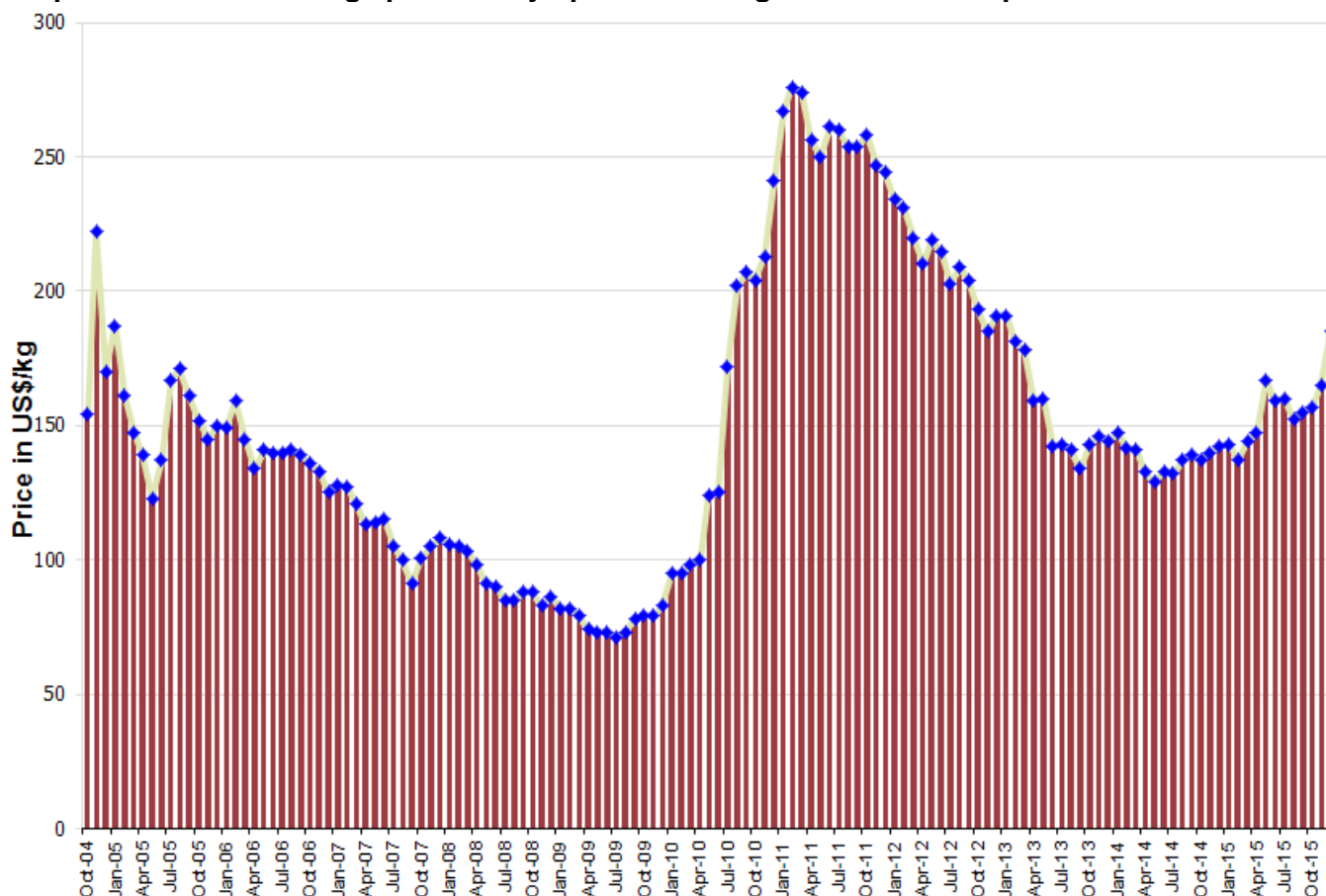


## DRY OPIUM

### FARM-GATE PRICE:

The national average price for one kilogram of dry opium in Afghanistan at the farm-gate level was **US\$ 185/kg** at the end of December 2015 which is 12% higher compared to price reported in November 2015 (**US\$ 165/kg**). The average dry opium price at the farm-gate level in December 2015 is 30% higher than the price reported in December 2014 which was **US\$ 142/kg**. The dry opium price had a decreasing trend from February 2011 to May-2014. Since last year a gradual increase has been observed in opium price.

**Graph 1: National <sup>2</sup>Average price of dry opium at farm-gate level from Sep 2004 to Dec 2015**



### Dry Opium (Chaynaki Quality):

#### FARM-GATE PRICE:

Price of opium (dry) was not found to be varying with quality in different regions. In Balkh and Hilmand provinces another quality of dry opium by the name of **Chaynaki** is available at Farm-gate and trader level. The **Chaynaki** quality of dry opium more air dried than other varieties. The average price of 1 kilogram of **Chaynaki** dry opium at Farm-gate level in Balkh province is **US\$ 165/kg** in December 2015 showing an increase of 11% compared to the price reported in November 2015 (**US\$ 148**). The average price of 1 kilogram of **Chaynaki** dry opium at farm-gate level in Hilmand province is **US\$ 390/kg** in December 2015 with an increased by 6% compared to the price reported in November 2015 (**US\$ 367**).

**Table 1: Average<sup>2</sup> price of dry opium (Chaynaki quality) at farm-gate level (US\$/Kg)**

Dry Opium (Chaynaki quality)	Balkh		Change (Dec-Nov) %	Hilmand		Change (Dec-Nov) %
	Nov-15	Dec-15		Nov-15	Dec-15	
Farm-gate price (US\$/Kg)	148	165	+11%	367	390	+6%

<sup>2</sup> Simple average of all observations



## DRY OPIUM:

### TRADER PRICE

The national average dry opium price collected from traders was **US\$ 195/kg** at the end of December 2015 showing **13%** increase compared to the price reported last month (November 2015) (**US\$ 1173/kg**). The average dry opium price at trader level in December 2015 is **30%** higher than the price reported last year (December 2014) which was **US\$ 149/kg**

Dry opium price collected from traders has increased by 26%, 19%, 11% and 7% in Southern, Western, Northern and North-eastern regions respectively. Price has decreased by 1% in Eastern region respectively.

**Table 2: Regional average<sup>3</sup> price of dry opium collected from traders (US\$/Kg)**

Region	Price of Dry Opium (US\$/Kg)		Price change (%)
	Nov-15	Dec-15	
Eastern region (Kunar, Laghman, Nangarhar)	219	216	-1%
Southern region (Hilmand, Kandahar, Uruzgan, Zabul)	152	191	+26%
Western region (Badghis, Farah, Ghor, Hirat, Nimroz)	204	242	+19%
North-eastern region (Badakhshan, Kunduz, Takhar)	119	128	+7%
Northern region (Baghlan, Balkh, Faryab)	130	144	+11%
<b>Average</b>	<b>173</b>	<b>195</b>	<b>13%</b>

### Dry Opium (Chaynaki Quality):

#### TRADER PRICE:

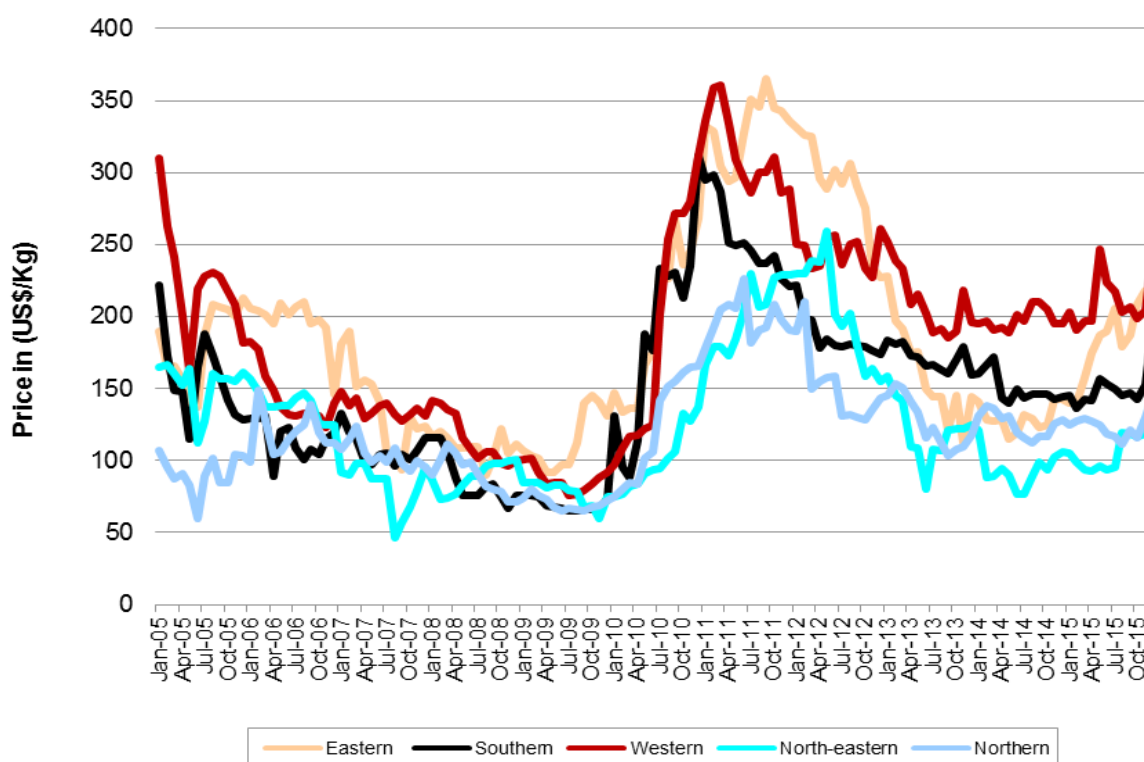
In Balkh province, the average price of 1 kilogram of **Chaynaki** dry opium at trader level is **US\$ 172/kg** in December 2015 showing an increase of **9%** compared to the price reported in November 2015 (**US\$ 158/kg**). In Hilmand province, the average price of 1 kilogram of **Chaynaki** dry opium at trader level is **US\$ 415/kg** in December 2015 increased by **10%** compared to the price reported in November 2015 (**US\$ 379**)

**Table 3: Average<sup>3</sup> price of dry opium (Chaynaki quality) at trader level (US\$/Kg)**

Dry Opium (Chaynaki quality)	Balkh		Change (Dec-Nov) %	Hilmand		Change (Dec-Nov) %
	Nov-15	Dec-15		Nov-15	Dec-15	
Trader price (US\$/Kg)	158	172	+9%	379	415	+10%

<sup>3</sup> Simple average of all observations

**Graph 2: Regional average<sup>4</sup> price of dry opium from traders (January 2005 to December 2015)**



**Table 4: Regional average<sup>4</sup> price of dry opium at farm-gate and trader level in local currency**

		Price of 1 kg of Dry Opium in local currency					
		Nov-15		Dec-15			
Region	Local currency	Farm-gate	Trader	Farm-gate	Trader	Change at farm-gate level (Dec-Nov) (%)	Change at trader level (Dec-Nov) (%)
Eastern region (Kunar, Laghman, Nangarhar)	Pakistani Rupee	22,251	22,716	22,080	22,590	-1%	-1%
Southern region (Hilmand, Kandahar, Uruzgan, Zabul)	Pakistani Rupee	15,091	15,775	18,957	19,946	+26%	+26%
Western region (Badghis, Ghor) *	Afghani	12,031	12,905	14,695	15,095	+22%	+17%
Western region (Farah, Hirat, Nimroz) *	Imanian Tuman	714,778	769,222	886,889	941,333	+24%	+22%
North-eastern region (Badakhshan, Kunduz, Takhar)	Afghani	7,119	8,127	7,591	8,664	+7%	+7%
Northern region (Baghlan, Balkh, Faryab)	Afghani	8,320	8,740	9,380	9,810	+13%	+12%

\* Western region is divided in two groups because of prices available in two currencies.

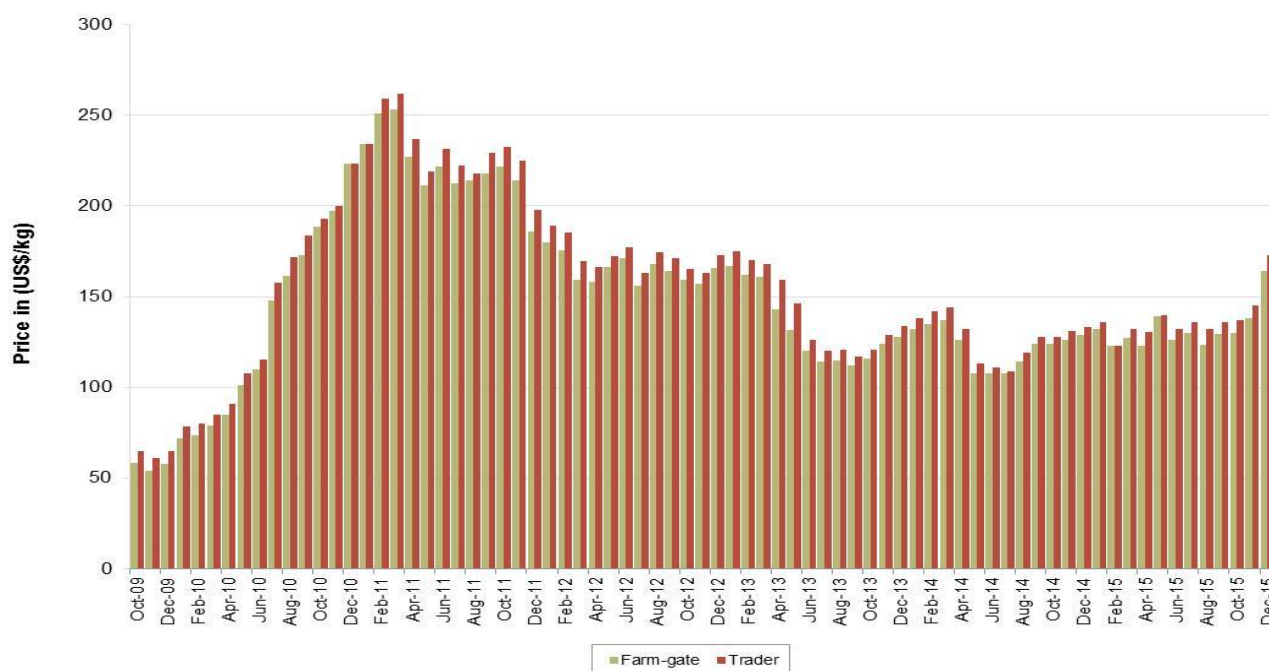
<sup>4</sup> Simple average of all observations



## FRESH OPIUM

At the end of December 2015, the national average price of fresh opium increased by **19%** from **US\$ 138/kg** in November 2015 to **US\$ 164/kg in December 2015** at the farm-gate level. Similarly, the national average price of fresh opium at trader level increased by **19%** from **US\$ 145/kg** in November 2015 to **US\$ 173/kg** this month (December 2015).

**Graph 3: National average<sup>5</sup> price of fresh opium at farm-gate and trader level, US\$/kg (August 2009 to November 2015)**



**Table 5: Regional average<sup>5</sup> price of fresh opium at farm-gate and trader level in local currency**

		Price of 1 kg of Fresh Opium in local currency					
		Nov-15		Dec-15			
Region	Local currency	Farm-gate	Trader	Farm-gate	Trader	Change at farm-gate level (Dec-Nov) (%)	Change at trader level (Dec-Nov) (%)
Eastern region (Kunar, Laghman, Nangarhar)	Pakistani Rupee	20,531	20,998	NA	NA	NA	NA
Southern region (Hilmand, Kandahar, Uruzgan, Zabul)	Pakistani Rupee	13,776	14,338	17,612	18,232	+28%	+27%
Western region (Badghis, Ghor) *	Afghani	9,695	9,995	12,195	12,595	+26%	+26%
Western region (Farah, Hirat, Nimroz) *	Imnianian Tuman	583,666	638,111	672,444	726,889	+15%	+14%
North-eastern region (Badakhshan, Kunduz, Takhar)	Afghani	3,593	4,474	NA	NA	NA	NA
Northern region (Baghlan, Balkh, Faryab)	Afghani	7,343	7,743	8,217	8,661	+12%	+12%

\* Western region is divided in two groups because of prices available in two currencies

<sup>5</sup> Simple average of all observations

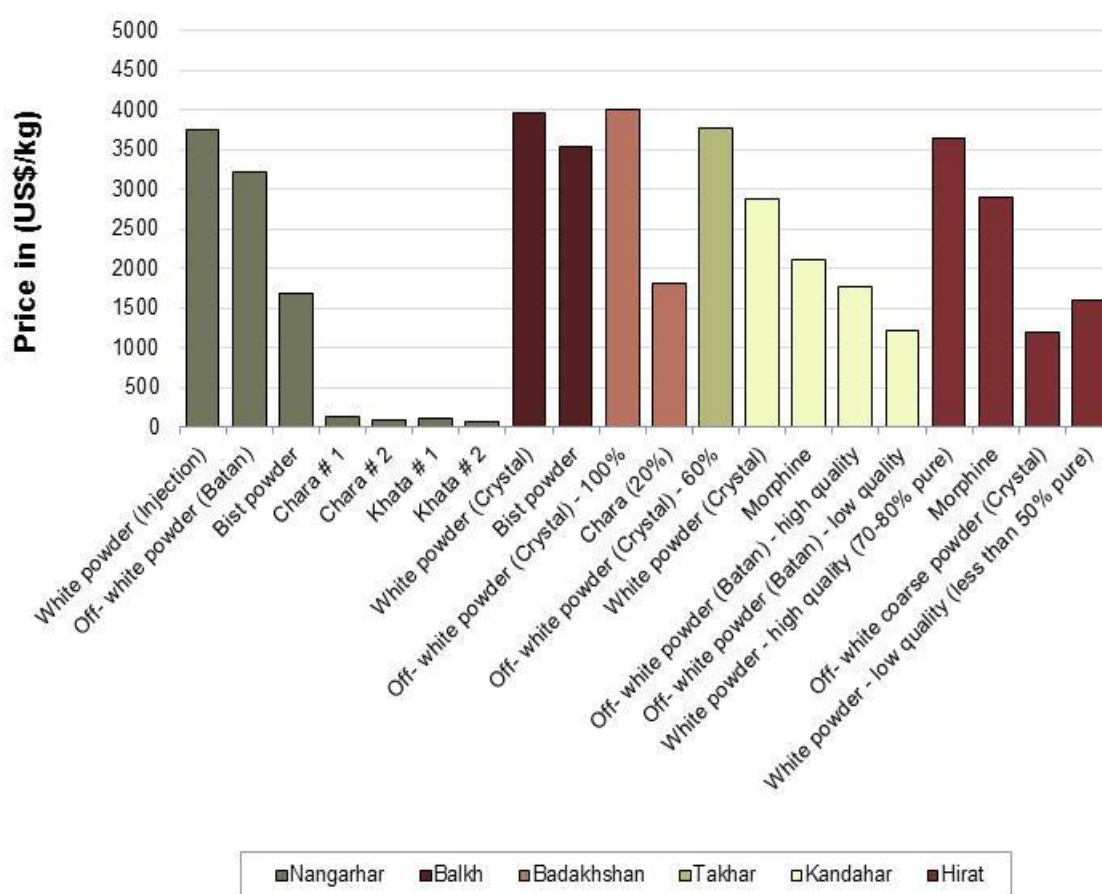
# HEROIN

There are several types of heroin available in Afghanistan with different quality. The prices of White powder (injection) in Nangarhar province, White powder (Crystal) in Kandahar and Balkh provinces, Off-white (Crystal)-100% in Badakhshan province and White powder-high quality (70-80% pure) in Hirat province are the most expensive heroin reported in Afghanistan. The cheapest heroin (**US\$ 67/kg**) is called as Khata # 2 reported in Nangarhar province.

**Table 7: Prices of different types of Heroin in Afghanistan,(US\$/kg), Dec 2014 – Dec 2015**

Province	Types of Heroin	Dec-14	Jan-15	Feb-15	Mar-15	Apr-15	May-15	Jun-15	Jul-15	Aug-15	Sep-15	Oct-15	Nov-15	Dec-15	Change (Dec-Nov) %
Badakhshan	Chara (20%)	1,207	1,624	1,483	1,019	1,018	1,246	1,485	1,475	1,519	1,529	1,512	1,831	1,806	-1%
	Off- white powder (Crystal) - 100%	3,103	3,551	3,401	2,860	2,856	2,856	3,168	3,147	3,443	3,466	3,426	4,068	4,014	-1%
Balkh	Best powder	3,750	3,854	3,803	3,804	3,799	3,859	3,746	3,790	3,662	3,755	3,690	3,649	3,533	-3%
	White powder (Crystal)	4,229	4,316	4,249	4,149	4,192	4,292	4,158	4,184	4,020	4,151	4,062	4,098	3,958	-3%
Hirat	Morphine	2,086	2,118	2,130	2,247	2,129	2,568	2,151	2,258	2,232	2,304	2,324	2,216	2,891	+30%
	Off- white coarse powder (Crystal)	1,229	1,268	1,275	1,343	1,329	1,413	1,325	1,384	1,313	1,267	1,262	1,209	1,195	-1%
	White powder - high quality (70-80% pure)	2,930	2,900	2,915	3,075	3,140	3,756	3,142	3,295	2,870	3,128	3,098	3,058	3,650	+19%
	White powder - low quality (less than 50% pure)	1,397	1,406	1,414	1,465	1,482	1,766	1,488	1,589	1,595	1,564	1,234	1,646	1,602	-3%
Kandahar	Morphine	2,036	2,070	1,966	2,022	2,058	1,995	2,113	2,090	2,050	2,090	2,097	2,122	2,106	-1%
	Off- white powder (Batan) - high quality	1,748	1,758	1,669	1,717	1,707	1,784	1,769	1,741	1,720	1,774	1,776	1,780	1,777	-0.2%
	Off- white powder (Batan) - low quality	1,172	1,155	1,084	1,119	1,155	1,209	1,179	1,144	1,127	1,151	1,152	1,203	1,223	+2%
	White powder (Crystal)	2,979	3,014	2,877	2,944	3,012	3,123	2,948	2,936	2,915	2,876	2,880	2,935	2,875	-2%
Nangarhar	Best powder	1,196	1,315	1,151	1,374	1,456	1,586	1,474	1,288	1,171	1,550	1,569	1,666	1,681	+1%
	Chara # 1	70	101	86	98	90	79	118	119	98	126	114	134	143	+7%
	Chara # 2	50	81	48	49	70	50	69	69	59	58	67	86	96	+11%
	Khata # 1	60	91	67	79	60	59	88	89	78	87	95	101	105	+4%
	Khata # 2	40	71	38	39	40	40	59	59	49	58	57	67	67	0%
	Off- white powder (Batan)	1,795	2,023	1,822	2,257	2,510	2,776	2,752	2,774	2,586	2,906	3,043	3,208	3,219	+0.3%
	White powder (Injection)	2,393	3,540	2,398	3,435	3,012	3,470	3,440	3,369	3,220	3,487	3,614	3,735	3,744	+0.3%
Takhar	Off- white powder (Crystal) - 60%	2,069	2,841	2,704	2,912	2,908	1,713	2,376	2,360	2,633	2,651	2,620	3,814	3,763	-1%

**Graph 4: Prices of different types of heroin in Afghanistan, (US\$/kg), Dec 2015**



**Table 8: Prices of 1 kilogram of different types of Heroin in local currency**

			Prices of 1 kg of different types of heroin in local currency		
Province	Types of heroin	Local currency	Nov-15	Dec-15	Change (Dec-Nov) %
Badakhshan	Chara (20%)	Afghani	122,400	124,168	+1%
	Off- white powder (Crystal) - 100%	Afghani	272,000	276,012	+1%
Balkh	Bist powder	Afghani	244,000	240,700	-1%
	White powder (Crystal)	Afghani	274,000	269,600	-2%
Hirat	Morphine	Iranian Tuman	8,064,500	10,645,000	+32%
	Off- white coarse powder (Crystal)	Iranian Tuman	4,400,000	4,400,000	0%
	White powder - high quality (70-80% pure)	Iranian Tuman	11,129,000	13,440,000	+21%
	White powder - low quality (less than 50% pure)	Iranian Tuman	5,989,000	5,900,000	-1%
Kandahar	Morphine	Pakistani Rupee	220,500	220,500	0%
	Off- white powder (Batan) - high quality	Pakistani Rupee	185,000	186,000	+1%
	Off- white powder (Batan) - low quality	Pakistani Rupee	125,000	128,000	+2%
	White powder (Crystal)	Pakistani Rupee	305,000	301,000	-1%
Nangarhar	Bist powder	Pakistani Rupee	174,000	176,000	+1%
	Chara # 1	Pakistani Rupee	14,000	15,000	+7%
	Chara # 2	Pakistani Rupee	9,000	10,000	+11%
	Khata # 1	Pakistani Rupee	10,500	11,000	+5%
	Khata # 2	Pakistani Rupee	7,000	7,000	0%
	Off- white powder (Batan)	Pakistani Rupee	335,000	337,000	+1%
	White powder (Injection)	Pakistani Rupee	390,000	392,000	+1%
Takhar	Off- white powder (Crystal) - 60%	Pakistani Rupee	255,000	258,740	+1%

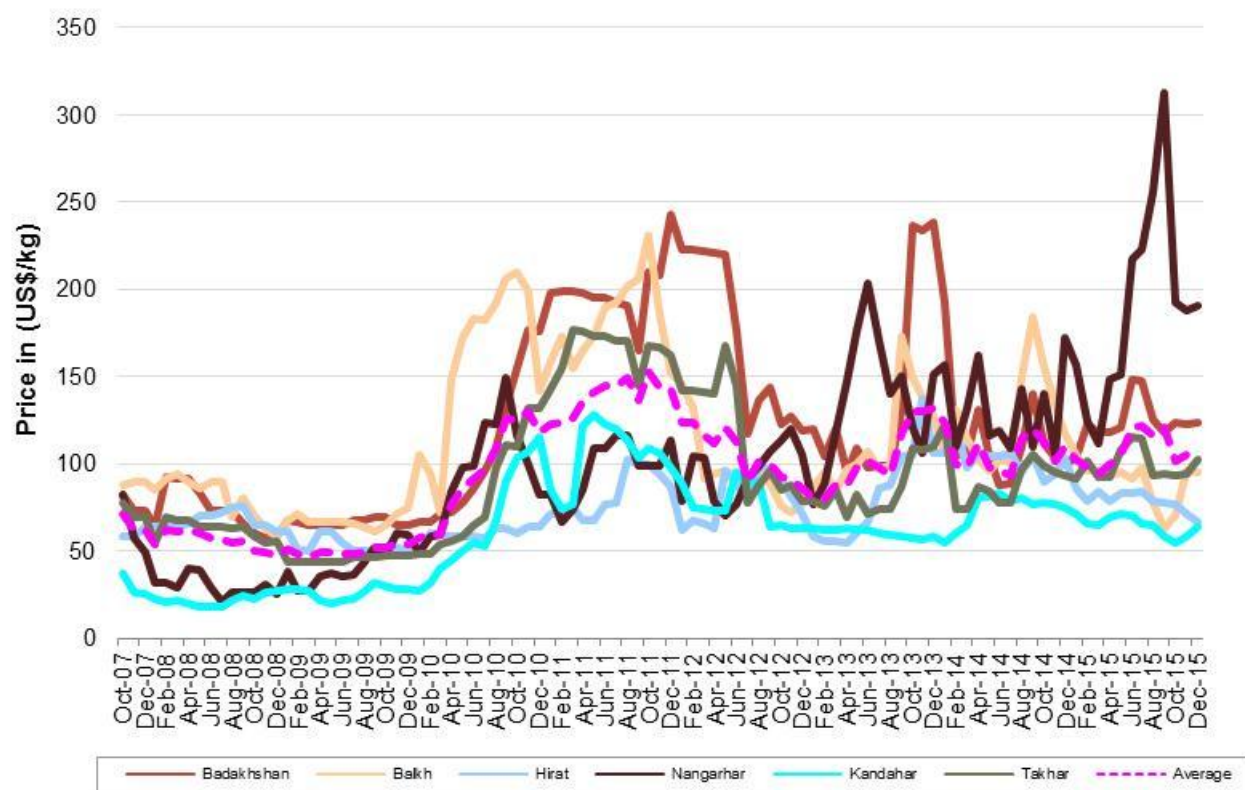
## CANNABIS RESIN:

There are mainly three types of cannabis resin available in Afghanistan namely Garda # 1, # 2 and # 3 with quality as best, moderate and fair respectively. Garda # 1 (Shirak) in Badakhshan province was the most expensive cannabis resin because of its pure quality. Earlier Garda # 1 (Jooshi) of Balkh province was most expensive and popular because of it's high quality however it lost it's demand due to it's blending with lower quality hashish.

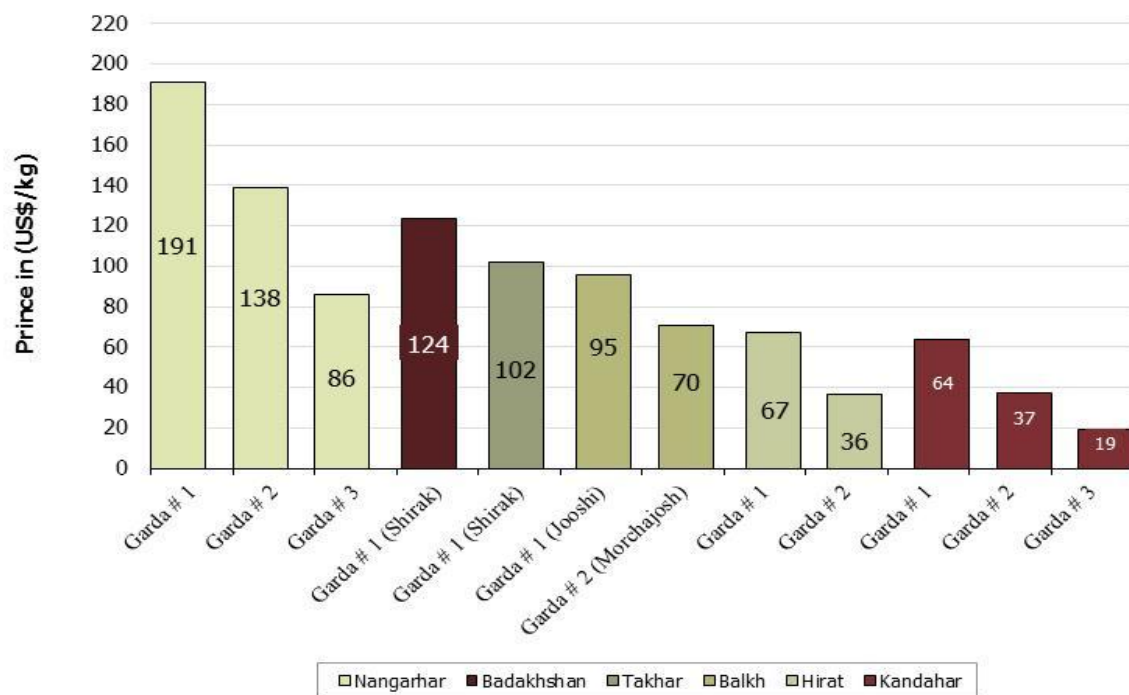
**Table 9: Prices of different types of cannabis resin in Afghanistan, (US\$/kg), Dec 2014 – Dec 2015**

Province	Types of cannabis resin	Dec-14	Jan-15	Feb-15	Mar-15	Apr-15	May-15	Jun-15	Jul-15	Aug-15	Sep-15	Oct-15	Nov-15	Dec-15	Change (Dec-Nov) %
Badakhshan	Garda # 1 (Shirak)	100	103	123	118	118	121	148	147	125	118	124	123	124	+1%
Balkh	Garda # 1 (Jooshi)	117	105	96	96	93	95	91	98	78	63	77	96	95	-0.4%
	Garda # 2 (Morchajosh)	90	79	84	78	73	81	73	82	67	42	46	67	70	+5%
Hirat	Garda # 1	103	86	78	84	79	83	83	84	79	78	70	71	67	-5%
	Garda # 2	55	48	35	40	35	37	60	42	48	47	51	44	36	-18%
Kandahar	Garda # 1	75	71	66	65	69	71	70	66	65	58	55	58	64	+10%
	Garda # 2	44	40	36	35	38	40	39	37	38	32	30	32	37	+16%
	Garda # 3	22	20	17	17	19	20	22	20	20	17	16	17	19	+12%
Nangarhar	Garda # 1	172	157	124	112	148	151	217	223	256	313	192	188	191	+2%
	Garda # 2	86	87	67	63	79	118	148	149	177	193	144	135	138	+3%
	Garda # 3	36	43	28	21	30	72	99	79	98	121	120	77	86	+12%
Takhar	Garda # 1 (Shirak)	93	91	102	92	92	108	115	114	93	94	93	94	102	+8%

Graph 5: Average<sup>6</sup> price of cannabis resin (Garda # 1, best quality) in US\$/kg, Oct 2007– Dec 2015



Graph 6: Prices of different types of cannabis resin in Afghanistan, (US\$/kg), Dec 2015



<sup>6</sup> Simple average of all observations

**Table 10: Prices of 1 kilogram of different types of cannabis resin in Afghanistan in local currency, Nov 2015 – Dec 2015**

Province	Types of cannabis resin	Local currency	Prices of 1 kg of different types of cannabis resin in local currency		Change (Dec-Nov) %
			Nov-15	Dec-15	
Badakhshan	Garda # 1 (Shirak)	Afghani	8,200	8,500	+4%
Balkh	Garda # 1 (Jooshi)	Afghani	6,400	6,500	+2%
	Garda # 2 (Morchajosh)	Afghani	4,500	4,800	+7%
Hirat	Garda # 1	Iranian Tuman	258,000	248,000	-4%
	Garda # 2	Iranian Tuman	161,000	134,000	-17%
Kandahar	Garda # 1	Pakistani Rupee	6,000	6,667	+11%
	Garda # 2	Pakistani Rupee	3,333	3,889	+17%
	Garda # 3	Pakistani Rupee	1,778	2,000	+13%
Nangarhar	Garda # 1	Pakistani Rupee	19,500	20,000	+3%
	Garda # 2	Pakistani Rupee	14,000	14,500	+4%
	Garda # 3	Pakistani Rupee	8,000	9,000	+13%
Takhar	Garda # 1 (Shirak)	Afghani	6,300	7,000	+11%

## LICIT CROPS:

Prices of wheat, cotton, saffron, rice (imported) and rice (local) collected in six provinces of Afghanistan are shown in below table.

**Table 11: Prices of wheat, cotton, saffron, imported and local rice in Afghanistan in local currency, Dec 2015**

Province	Types of crops	Price/Kg in Pakistani Rupee (PRs)	Price/Kg in Afghani (AFs)	Price/Kg in (US\$)
Badakhshan	Wheat	-	30	0.4
Badakhshan	Rice Imported	-	95	1.4
Badakhshan	Rice Local	-	55	0.8
Balkh	Wheat	-	22	0.3
Balkh	Cotton	-	45	0.7
Balkh	Rice Imported	-	77	1.1
Balkh	Rice Local	-	45	0.7
Hirat	Wheat	-	21	0.3
Hirat	Cotton	-	80	1.2
Hirat	Saffron	-	86,000	1,262
Hirat	Rice Imported	-	60	0.9
Hirat	Rice Local	-	50	0.7
Kandahar	Wheat	48	-	0.5
Kandahar	Cotton	260	-	2.5
Kandahar	Rice Imported	110	-	1.1
Nangarhar	Wheat	40	-	0.4
Nangarhar	Cotton	150	-	1.4
Nangarhar	Rice Imported	131	-	1.3
Nangarhar	Rice Local	50	-	0.5
Takhar	Wheat	-	25	0.4
Takhar	Rice Imported	-	90	1.3
Takhar	Rice Local	-	45	0.7

**Table 12: Prices of wheat, cotton, saffron, imported and local rice in Afghanistan, (US\$/kg), Dec 2014 – Dec 2015**

Types of crops	Dec-14	Jan-15	Feb-15	Mar-15	Apr-15	May-15	Jun-15	Jul-15	Aug-15	Sep-15	Oct-15	Nov-15	Dec-15	Increase/Decrease (%)
Wheat	0.45	0.41	0.40	0.40	0.41	0.39	0.44	0.38	0.37	0.42	0.53	0.36	0.38	+6%
Cotton	1.3	1.38	1.34	1.28	1.43	1.47	1.43	1.40	1.37	1.62	1.41	1.34	1.45	+8%
Saffron	1,379	1,572	1,744	1,734	1,731	1,731	1,649	1,635	1,543	1,412	1,398	1,345	1,262	-6%
Rice (Imported)	1.5	1.46	1.41	1.33	1.37	1.33	1.31	1.31	1.28	1.28	1.23	1.23	1.18	-4%
Rice (Local)	0.9	0.82	0.83	0.83	0.82	0.78	0.78	0.74	0.70	0.72	0.73	0.68	0.67	-2%

## CANNABIS AND POPPY SEEDS:

Prices of cannabis and poppy seeds collected from eighteen provinces of Afghanistan are tabulated below.

**Table 13: Prices of cannabis and poppy seeds in local currency, November 2015 – December 2015**

		Prices of 1 kg of cannabis seed and poppy seed in local currency			
Province	Types of seed	Local currency	Nov-15	Dec-15	Change (Dec-Nov) (%)
Badakhshan	Poppy seed	Afghani	50	50	0%
	Cannabis seed	Afghani	50	50	0%
Baghlan	Poppy seed	Afghani	30	40	+33%
	Cannabis seed	afghani	10	10	0%
Balkh	Poppy seed	Afghani	40	50	+25%
	Cannabis seed	Afghani	10	15	+50%
Farah	Poppy seed	Afghani	30	30	0%
	Cannabis seed	Afghani	29	29	0%
Faryab	Poppy seed	Afghani	70	80	+14%
	Cannabis seed	Afghani	15	20	+33%
Hilmand	Poppy seed	Afghani	42	53	+26%
	Cannabis seed	Afghani	27	36	+33%
Hirat	Poppy seed	Afghani	29	29	0%
	Cannabis seed	Afghani	28	28	0%
Kabul	Poppy seed	Afghani	20	20	0%
Kandahar	Poppy seed	Afghani	42	64	+53%
	Cannabis seed	Afghani	27	40	+50%
Kapisa	Poppy seed	Afghani	10	10	0%
Kunar	Poppy seed	Pakistani Ruppee	35	33	-6%
Laghman	Poppy seed	Pakistani Ruppee	40	37	-8%
Logar	Cannabis seed	Afghani	38	45	+18%
Nangarhar	Poppy seed	Pakistani Ruppee	40	37	-8%
	Cannabis seed	Pakistani Ruppee	14	13	-7%
Paktya	Cannabis seed	Afghani	32	33	+3%
Takhar	Poppy seed	Afghani	60	60	0%
	Cannabis seed	Afghani	55	55	0%
Uruzgan	Poppy seed	Afghani	42	64	+53%
	Cannabis seed	Afghani	29	38	+31%
Zabul	Poppy seed	Afghani	40	56	+39%
	Cannabis seed	Afghani	27	36	+33%

**Table 13: Prices of cannabis and poppy seeds in Afghanistan, (US\$/kg), Dec 2014 – Dec 2015**

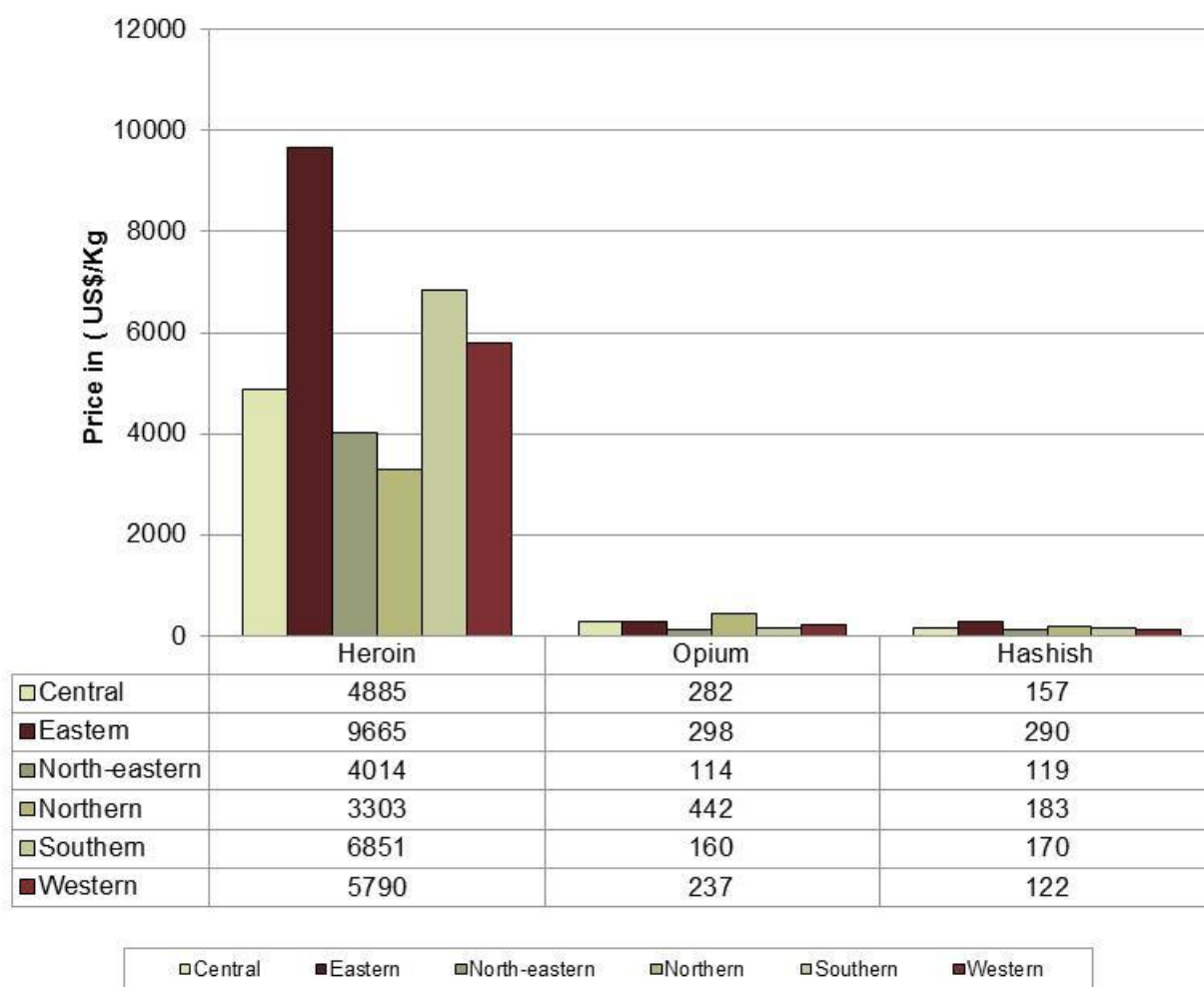
Types of seeds	Dec-14	Jan-15	Feb-15	Mar-15	Apr-15	May-15	Jun-15	Jul-14	Aug-15	Sep-15	Oct-15	Nov-15	Dec-15	Increase/Decrease (%)
Cannabis seed	0.41	0.42	0.41	0.41	0.45	0.44	0.43	0.44	0.40	0.40	0.42	0.41	0.46	+13%
Poppy seed	0.68	0.61	0.58	0.58	0.53	0.54	0.48	0.59	0.47	0.51	0.50	0.54	0.62	+15%



## PRICES OF HEROIN, OPIUM AND HASHISH AT CONSUMER LEVEL:

The consumer prices of heroin, opium and hashish collected from different regions of Afghanistan are as below. The quality of product varies widely in different regions.

**Graph 7: Regional average<sup>7</sup> prices of heroin, opium and hashish at consumer level in (US\$/Kg), Dec 2015**



**Table 15: Average<sup>8</sup> prices of Heroin, Opium and Hashish at consumer level in Afghanistan, (US\$/kg), Dec 2014 – Dec 2015**

Types of drug	Average prices in (US\$/kg)													Change (Dec-Nov) (%)
	Dec-14	Jan-15	Feb-15	Mar-15	Apr-15	May-15	Jun-15	Jul-15	Aug-15	Sep-15	Oct-15	Nov-15	Dec-15	
Heroin	5,331	5,244	4,868	4,829	4,941	5,255	5,129	4,798	4,694	4,291	4,562	5,883	5,727	-3%
Opium	267	270	259	255	251	274	264	267	241	245	233	252	257	+2%
Hashish	200	194	189	197	199	195	194	194	181	189	249	171	170	-0.3%

<sup>7</sup> Simple average of all observations

## PRICES OF DRUGS IN PAKISTAN:

The prices of different types of opium, heroin and hashish reported from Peshawar and Quetta in Pakistan are as below:

### A. PESHAWAR

#### OPIUM:

There are three types of dry opium namely Opium - Afghanistan (opium of Afghanistan), Opium - Terra and Opium - Tapa (adulterated) available in Peshawar, Pakistan. Opium-Terra is the most expensive opium reported in Peshawar.

**Table 14: Prices of different types of opium in Peshawar, Pakistan in (US\$/Kg):**

Types of opium	Dec-14	Jan-15	Feb-15	Mar-15	Apr-15	May-15	Jun-15	Jul-15	Aug-15	Sep-15	Oct-15	Nov-15	Dec-15	Change (Dec-Nov) %
Opium - Terra	257	248	235	242	243	240	236	248	234	223	222	222	225	+1%
Opium - Afghanistan	227	220	212	219	223	218	218	224	213	205	200	193	194	+0.5%
Opium - Tapa (adulterated)	182	179	177	181	178	173	174	179	166	160	152	152	154	+2%

#### HEROIN:

There are three types of heroin namely White (Injection), Yellow (Batan) and Saada (Ordinary) available in Peshawar, Pakistan. White (injection) type is the most expensive heroin reported in Peshawar.

**Table 15: Prices of different types of heroin in Peshawar, Pakistan in (US\$/Kg):**

Types of heroin	Dec-14	Jan-15	Feb-15	Mar-15	Apr-15	May-15	Jun-15	Jul-15	Aug-15	Sep-15	Oct-15	Nov-15	Dec-15	Change (Dec-Nov) %
Heroin - White (Injection)	3,757	3,274	3,213	3,388	3,470	3,073	3,096	3,163	3,073	3,099	3,091	3,025	3,079	+2%
Heroin - Yellow (Batan)	3,556	3,075	3,021	3,189	3,272	2,875	2,899	2,959	2,878	2,906	2,948	2,845	2,887	+1%
Heroin - Saada (Ordinary)	2,054	1,935	1,918	2,043	1,983	1,784	1,818	1,837	1,805	1,811	1,797	1,755	1,732	-1%

#### HASHISH:

There are three types of hashish namely Hashish - Garda # 1, # 2 and # 3 available in Peshawar, Pakistan. Hashish-Garda#1 is the most expensive hashish reported in Peshawar.

**Table 16: Prices of different types of Hashish in Peshawar, Pakistan in (US\$/Kg):**

Types of hashish	Dec-14	Jan-15	Feb-15	Mar-15	Apr-15	May-15	Jun-15	Jul-15	Aug-15	Sep-15	Oct-15	Nov-15	Dec-15	Change (Dec-Nov) %
Hashish - Garda # 1	656	645	480	568	555	560	560	571	551	538	523	531	544	+2%
Hashish - Garda # 2	526	516	432	468	471	476	477	490	473	460	447	455	465	+2%
Hashish - Garda # 3	404	397	384	419	406	397	398	408	393	381	371	379	385	+1%

**Table 17: Prices of different types of drugs in Peshawar, Pakistan in local currency, (Pak Rupee/kg):**

		Price in (Pakistani Rupee)/kg	
Types of drugs	Nov-15	Dec-15	Change (Dec-Nov) %
Opium -Afghanistan	20,400	20,200	-1%
Opium -Tapa (Adulterated)	16,000	16,050	+0.3%
Opium -Terra	23,450	23,400	-0.2%
Heroin -White (Injection)	319,000	320,000	+0.3%
Heroin -Yellow (Batan)	300,000	300,000	0%
Heroin -Saada (Ordinary)	185,000	180,000	-3%
Hashish -Garda # 1	56,000	56,500	+1%
Hashish -Garda # 2	48,000	48,300	+1%
Hashish -Garda # 3	40,000	40,000	0%

## B. QUETTA

### OPIUM:

**Table 18: Prices of different quality of opium in Quetta, Pakistan in (US\$/Kg):**

Quality of opium	Dec-14	Jan-15	Feb-15	Mar-15	Apr-15	May-15	Jun-15	Jul-15	Aug-15	Sep-15	Oct-15	Nov-15	Dec-15	Change (Dec-Nov) %
High quality	448	462	460	495	518	545	550	558	544	518	528	556	580	+4%
Medium quality	319	342	336	357	369	397	413	426	418	384	384	402	435	+8%
Low quality	249	281	269	297	319	347	354	365	350	336	336	335	348	+4%

### HEROIN:

**Table 19: Prices of different quality of heroin in Quetta, Pakistan in (US\$/Kg):**

Quality of heroin	Dec-14	Jan-15	Feb-15	Mar-15	Apr-15	May-15	Jun-15	Jul-15	Aug-15	Sep-15	Oct-15	Nov-15	Dec-15	Change (Dec-Nov) %
High quality (Crystal)	4,133	4,322	4,316	4,706	4,984	5,205	5,209	5,325	5,149	4,890	5,039	5,174	5,562	+7%
Medium quality	2,988	3,266	3,309	3,467	3,738	3,817	3,784	3,905	3,789	3,595	3,648	3,737	4,063	+9%
Low quality	2,092	2,261	2,206	2,477	2,592	2,776	2,850	2,941	2,915	2,685	2,736	2,875	3,047	+6%

### HASHISH:

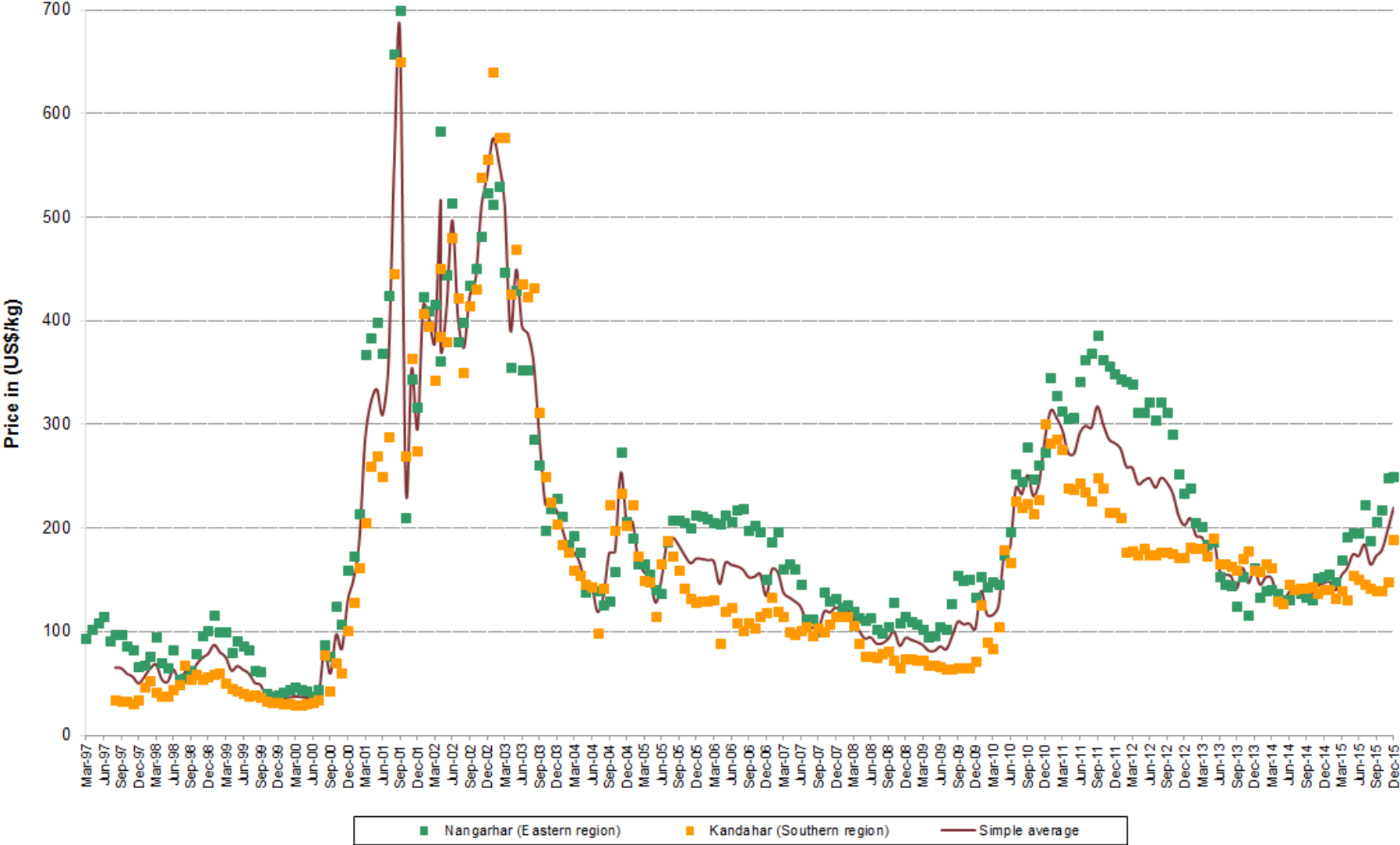
**Table 20: Prices of different quality of Hashish in Quetta, Pakistan in (US\$/Kg):**

Quality of hashish	Dec-14	Jan-15	Feb-15	Mar-15	Apr-15	May-15	Jun-15	Jul-15	Aug-15	Sep-15	Oct-15	Nov-15	Dec-15	Change (Dec-Nov) %
High quality	697	754	719	743	778	793	835	862	826	719	720	747	774	+4%
Medium quality	548	603	595	644	658	674	688	710	700	652	653	671	706	+5%

**Table 21: Prices of different types of drugs in Quetta, Pakistan in local currency, (Pak Rupee/kg):**

Types of drugs	Price in (Pakistani Rupee)/kg		
	Nov-15	Dec-15	Change (Dec-Nov) %
Opium -High quality	58,000	60,000	+3%
Opium -Medium quality	42,000	45,000	+7%
Opium -Low quality	35,000	36,000	+3%
Heroin -High quality (Crystal)	540,000	575,000	+6%
Heroin -Medium quality	390,000	420,000	+8%
Heroin -Low quality	300,000	315,000	+5%
Hashish -High quality	78,000	80,000	+3%
Hashish -Medium quality	70,000	73,000	+4%

Graph 8: Average price of dry opium collected from traders in Nangarhar and Kandahar provinces (US\$/Kg), Mar 1997 – Dec 2015



## **Methodology**

- Prices are collected in the last week of every month from around twenty farmers and equal numbers of trader prices are collected by MCN Survey coordinators generally from different farmers and traders each month; however the price data collection is sourced from a few known farmers and traders as well.
- Opium prices are collected from 18 of 34 provinces namely Badakhshan, Baghlan, Badghis, Balkh, Farah, Faryab, Ghor, Hilmand, Hirat, Kandahar, Kunar, Kunduz, Laghman, Nangarhar, Nimroz, Uruzgan, Takhar and Zabul. The prices of dry and fresh opium are collected from farmers (at farm-gate level) and traders (at trader level).
- Different varieties of heroin, morphine and cannabis resin prices are collected from six provinces of Afghanistan namely Badakhshan, Balkh, Hirat, Nangarhar, Kandahar and Takhar.
- Prices of some licit crops such as wheat, saffron, imported and local rice is also collected from six provinces of Afghanistan and included in this report.
- Prices of poppy seeds, cannabis seeds and acetic anhydride are included in the report as well.
- Different varieties of opium, heroin and hashish prices are also collected from Peshawar as well as Quetta province of Pakistan. Prices are collected and reported by UNODC office in Peshawar and Quetta in Pakistan.
- The prices are also presented in local currency for convenience of certain analysis; however the national average prices are presented in USD. At the regional level, average prices are reflected in local currency with exception of the Western region since prices are reported in two different currencies.
- Prices are reported in different currencies in different regions. The prices in Eastern region (Kunar, Laghman and Nangarhar) and Southern region (Kandahar, Hilmand, Uruzgan and Zabul) are reported in Pakistani rupees. In Northern (Balkh, Baghlan, Farayb) and North-eastern (Badakhshan, Kunduz, Takhar) regions, the prices are reported in Afghani. However, prices are reported in two different currencies namely Afghani and Iranian Tuman in Western region. The prices are converted in US\$ using the exchange rate from oanda.com site considering the rates on the same date the observation is made.

### **Number of observations of dry and fresh opium prices**

	Number of observations (n)		Number of provinces price collected
	Farm-gate price	Trader price	
<b>Dry Opium</b>	177	180	18
<b>Fresh Opium</b>	113	113	12