



**Islamic Republic of Afghanistan  
Ministry of Counter Narcotics**



**UNODC**  
United Nations Office on  
Drugs and Crime

August 2013 مطابق سنبله ۱۳۹۲ هجری - شمسی

## Afghanistan Drug Price Monitoring Monthly Report



**Ministry of Counter Narcotics, Islamic Republic of Afghanistan, Kabul  
And  
United Nations Office on Drugs and Crime, Kabul**

# MCN / UNODC

## Afghanistan Drug Price Monitoring, August 2013

### Summary

- Prices are collected in the last week of every month from around twenty farmers and equal number of trader prices are collected by MCN Survey coordinators generally from different farmers and traders each month; however the price data collection is sourced from a few known farmers and traders as well.
- Opium prices are collected from 18 of 34 provinces namely Badakhshan, Baghlan, Badghis, Balkh, Farah, Faryab, Ghor, Hilmand, Hirat, Kandahar, Kunar, Kunduz, Laghman, Nangarhar, Nimroz, Uruzgan, Takhar and Zabul. The prices of dry and fresh opium are collected from farmers (at farm-gate level) and traders (at trader level).
- Different varieties of heroin, morphine and cannabis resin prices are collected from six provinces of Afghanistan namely Badakhshan, Balkh, Hirat, Nangarhar, Kandahar and Takhar.
- Prices of some licit crops such as wheat, saffron, imported and local rice is also collected from six provinces of Afghanistan and included in this report.
- Prices of poppy seeds, cannabis seeds and acetic anhydride are included in the report as well.
- Different varieties of opium, heroin and hashish prices are also collected from Peshawar as well as Quetta province of Pakistan. Prices are collected and reported by UNODC office in Peshawar and Quetta in Pakistan.
- The prices are also presented in local currency for convenience of certain analysis; however the national average prices are presented in USD. At the regional level, average prices are reflected in local currency with exception of the Western region since prices are reported in two different currencies.
- Prices are reported in different currencies in different regions. The prices in Eastern region (Kunar, Laghman and Nangarhar) and Southern region (Kandahar, Hilmand, Uruzgan and Zabul) are reported in Pakistani rupees. In Northern (Balkh, Baghlan, Farayb) and North-eastern (Badakhshan, Kunduz, Takhar) regions, the prices are reported in Afghani. However, prices are reported in two different currencies namely Afghani and Iranian Tuman in Western region. The prices are converted in US\$ using the exchange rate from oanda.com site considering the rates on the same date the observation is made.
- **Average<sup>1</sup> price of dry Opium in Afghanistan, (US\$/kg)**

Dry Opium	Aug-12	Aug-13	Increase/ Decrease (%)
<i>Farm-gate price (US\$/Kg)</i>	209	141	-33%
<i>Trader price (US\$/Kg)</i>	221	151	-32%

- **Average<sup>1</sup> price of fresh Opium in Afghanistan, (US\$/kg)**

Fresh Opium	Aug-12	Aug-13	Increase/ Decrease (%)
<i>Farm-gate price (US\$/Kg)</i>	168	115	-31%
<i>Trader price (US\$/Kg)</i>	175	121	-31%

<sup>1</sup> Simple average of all observations

- **Average<sup>2</sup> price of Cannabis Resin in Afghanistan, (US\$/kg)**

Types of cannabis resin	Aug-12	Aug-13	Increase/ Decrease (%)
<i>Cannabis resin (Garda # 1) price (US\$/kg)</i>	102	93	-9%
<i>Cannabis resin (Garda # 2) price (US\$/kg)</i>	65	69	+6%
<i>Cannabis resin (Garda # 3) price (US\$/kg)</i>	28	26	-7%

- **Heroin and Hashish (best quality) prices in Peshawar, Pakistan (US\$/kg)**

Best quality of Heroin/Hashish	Aug-12	Aug-13	Increase/Decrease (%)
<i>Heroin - White (Injection) price (US\$/kg)</i>	4,913	4,150	-16%
<i>Hashish - (Garda # 1) price (US\$/kg)</i>	566	586	+4%

- **Heroin and Hashish (best quality) prices in Quetta, Pakistan (US\$/kg)**

Best quality of Heroin/Hashish	Aug-12	Aug-13	Increase/Decrease (%)
<i>Heroin - High quality (Crystal) price (US\$/kg)</i>	6,409	5,591	-13%
<i>Hashish - High quality price (US\$/kg)</i>	342	447	+31%

- **Average<sup>2</sup> price of Heroin, Opium and Hashish at consumer level in Afghanistan, (US\$/kg)**

Types of drugs	Aug-12	Aug-13	Increase/Decrease (%)
Heroin	6,715	5,337	-21%
Opium	436	306	-30%
Hashish	211	174	-18%

- **Average price of Wheat, Cotton, Saffron, Imported and Local Rice in Afghanistan, (US\$/kg)**

Types of crops	Aug_12	Aug-13	Increase/Decrease (%)
Wheat	0.37	0.35	-5%
Cotton	1.60	1.4	-16%
Saffron	1,465	1,500	+2%
Rice (imported)*	1.30	1.4	+10%
Rice (local)*	0.90	0.9	+0%

- **Average price of poppy and cannabis seeds in Afghanistan, (US\$/kg)**

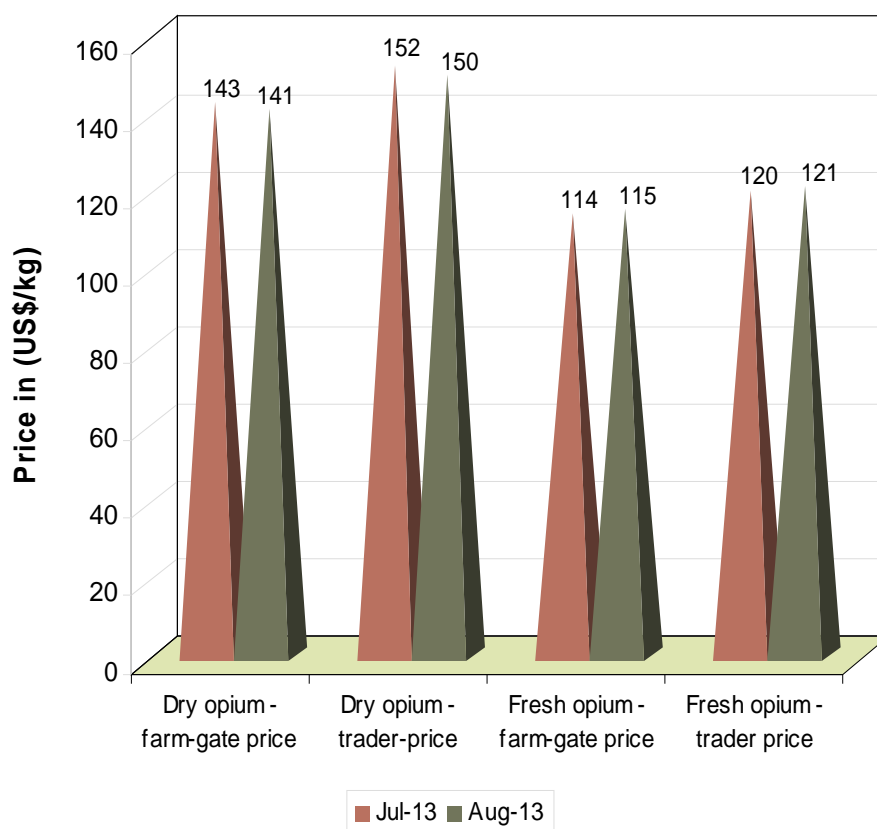
Types of seeds	Aug-12	Aug-13	Increase/Decrease (%)
Cannabis seed	0.46	0.40	-13%
Poppy seed	0.73	0.57	-22%

- **Average price of acetic anhydride in Afghanistan, (US\$/Lit )**

Variety of Acetic Anhydride	Aug-12	Aug-13	Increase/Decrease (%)
Acetic Anhydride - A*	223	243	+9%
Acetic Anhydride - B*	171	185	+8%
Acetic Anhydride - C*	160	156	-+3%
Acetic Anhydride - D*	183	159	-13%
Acetic Anhydride - E*	171	157	-8%
Acetic Anhydride - F*	165	193	+17%

\* A, B, C, D, E, F represent different variety of acetic anhydride in Afghanistan.

### Price change of Dry Opium and Fresh Opium between July 2013 and August 2013

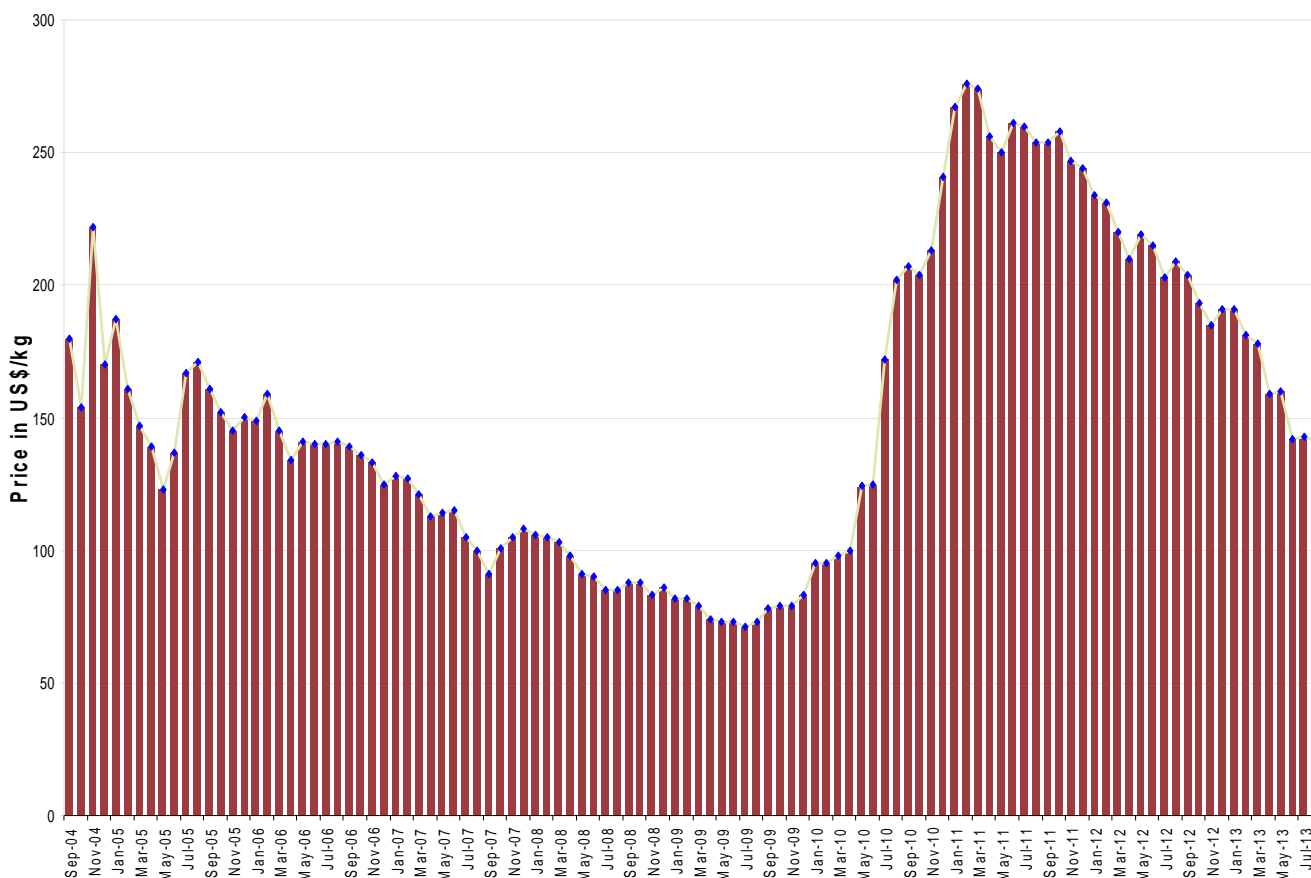


## DRY OPIUM:

### FARM-GATE PRICE:

The national average price for one kilogram of dry opium in Afghanistan at the farm-gate level was **US\$ 141/kg** at the end of August 2013 which is **1%** lower compared to price reported in July 2013 (**US\$ 143/kg**). The average dry opium price at the farm-gate level in August 2013 is **33%** lower than the price reported in August 2012 which was **US\$ 209/kg**. The dry opium price has a decreasing trend since February 2011.

**Graph 1: National<sup>2</sup> Average price of dry opium at farm-gate level from September 2004 to August 2013**



## Dry Opium (Chaynaki Quality):

### FARM-GATE PRICE

Price of opium (dry) was not found to be varying with quality in different regions. In Balkh and Hilmand provinces another quality of dry opium by the name of **Chaynaki** is available at Farm-gate and trader level. The **Chaynaki** quality of dry opium more air dried than other varieties. The average price of 1 kilogram of **Chaynaki** dry opium at Farm-gate level in Balkh province is **US\$ 161/kg** in August 2013 showing a decrease of **5%** compared to the price reported in July 2013 (**US\$ 170**). The average price of 1 kilogram of **Chaynaki** dry opium at farm-gate level in Hilmand province is **US\$ 377/kg** in August 2013 with a decrease of **2%** compared to the price reported in July 2013 (**US\$ 385**).

**Table 1: Average<sup>3</sup> price of dry opium (Chaynaki quality) at farm-gate level (US\$/Kg)**

Dry Opium (Chaynaki quality)	Balkh		Change (Aug-Jul) %	Hilmand		Change (Aug-Jul) %
	Jul-13	Aug-13		Jul-13	Aug-13	
Farm-gate price (US\$/Kg)	170	161	-5%	385	377	-2%

**TRADER PRICE:**

The national average dry opium price collected from traders was **US\$ 150/kg** at the end of August 2013 showing **1%** decrease compared to the price reported last month (July 2013) (**US\$ 152/kg**). The average dry opium price at trader level in August 2013 is **32%** lower than the price reported last year (August 2012) which was **US\$ 221/kg**.

Dry opium price collected from traders has increased by 1% and 0.4 %, Western and Eastern regions, respectively. Price decreased by 9%, 2% and 05% in Northern, Southern and North-eastern regions respectively.

**Table 2: Regional average<sup>3</sup> price of dry opium collected from traders (US\$/Kg)**

Region	Price of Dry Opium (US\$/Kg)		Price change (%)
	Jul-13	Aug-13	
Eastern region (Kunar, Laghman, Nangarhar)	144	145	+0.4%
Southern region (Hilmand, Kandahar, Uruzgan, Zabul)	166	163	-2%
Western region (Badghis, Farah, Ghor, Hirat, Nimroz)	189	192	+1%
North-eastern region (Badakhshan, Kunduz, Takhar)	107.5	107	-0.5%
Northern region (Baghlan, Balkh, Faryab)	123	112	-9%
<b>Average</b>	<b>152</b>	<b>150</b>	<b>-1%</b>

**Dry Opium (Chaynaki Quality):****TRADER PRICE:**

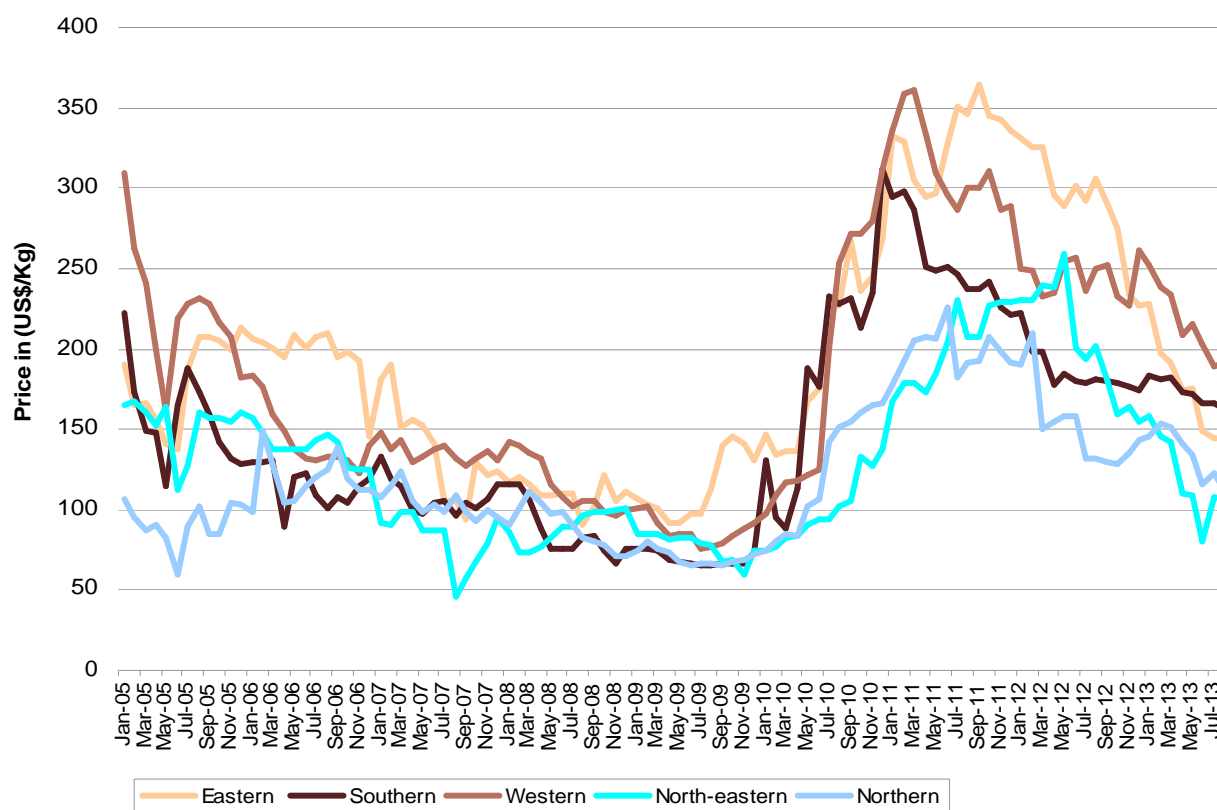
In Balkh province, the average price of 1 kilogram of **Chaynaki** dry opium at trader level is **US\$ 170/kg** in August 2013 showing a decrease of **5%** compared to the price reported in July 2013 (**US\$ 179/kg**). In Hilmand province, the average price of 1 kilogram of **Chaynaki** dry opium at trader level is **US\$ 386/kg** in August 2013 decreased by **2%** compared to the price reported in July 2013 (**US\$ 395**)

**Table 3: Average<sup>7</sup> price of dry opium (Chaynaki quality) at trader level (US\$/Kg)**

Dry Opium (Chaynaki quality)	Balkh		Change (Aug-Jul) %	Hilmand		Change (Aug-Jul) %
	Jul-13	Aug-13		Jul-13	Aug-13	
Trader price (US\$/Kg)	179	170	-5%	395	386	-2%

<sup>3</sup> Simple average of all observations

**Graph 2: Regional average<sup>2</sup> price of dry opium from traders (January 2005 to August 2013)**



**Table 4: Regional average<sup>4</sup> price of dry opium at farm-gate and trader level in local currency**

Region	Local currency	Price of 1 kg of Dry Opium in local currency				Change at farm-gate level (Aug-Jul) (%)	Change at trader level (Aug-Jul) (%)
		Jul-13		Aug-13			
		Farm-gate	Trader	Farm-gate	Trader		
Eastern region (Kunar, Laghman, Nangarhar)	Pakistani Rupee	14,190	14,391	14,498	14,833	+2%	+3%
Southern region (Hilmand, Kandahar, Uruzgan, Zabul)	Pakistani Rupee	15,713	16,691	15,787	16,778	+0%	+1%
Western region (Badghis, Ghor) *	Afghani	9,138	9,841	9,138	9,841	+0%	+0%
Western region (Farah, Hirat, Nimroz) *	Immanian Tuman	601,228	631,970	609,341	640,193	+1%	+1%
North-eastern region (Badakhshan, Kunduz, Takhar)	Afghani	5,013	5,455	5,013	5,933	+0%	+9%
Northern region (Baghlan, Balkh, Faryab)	Afghani	6,516	6,995	5,971	6,350	-8%	-9%

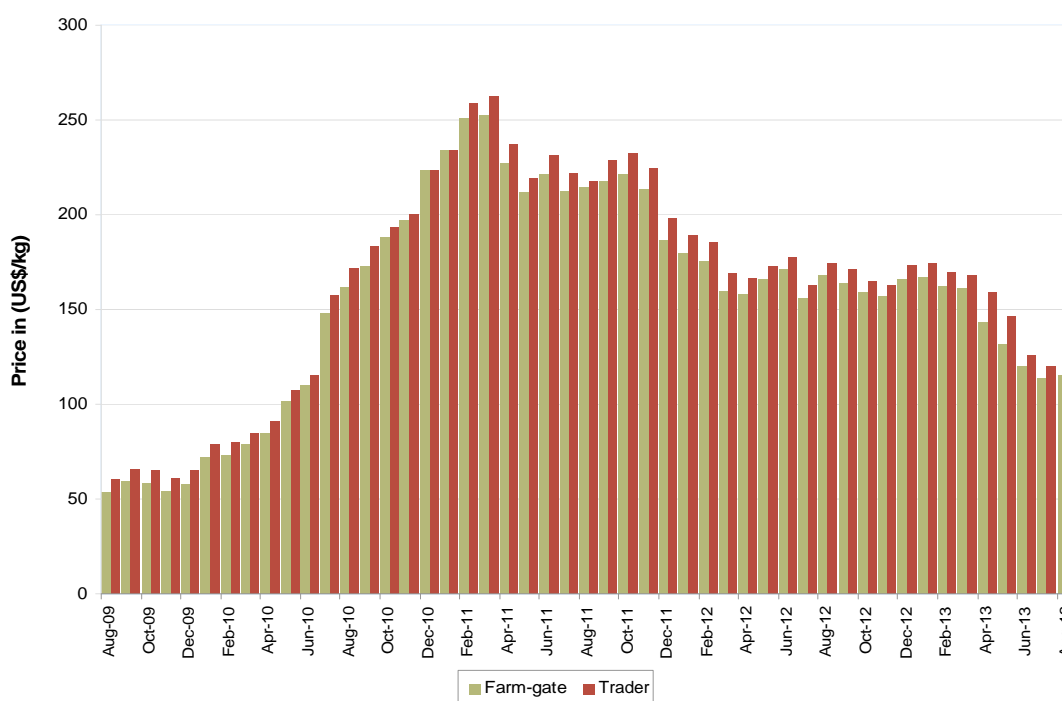
\* Western region is divided in two groups because of prices available in two currencies.

<sup>4</sup> Simple average of all observations

## FRESH OPIUM:

At the end of August 2013, the national average price of fresh opium increased by 1% from **US\$ 114/kg** in July 2013 to **US\$ 115/kg in August 2013** at the farm-gate level. Similarly, the national average price of fresh opium at trader level increased by 1% from **US\$ 120/kg** in July 2013 to **US\$ 121/kg this month (August 2013)**.

**Graph 3: National average<sup>5</sup> price of fresh opium at farm-gate and trader level, US\$/kg (August 2009 to August 2013)**



**Table 5: Regional average<sup>6</sup> price of fresh opium at farm-gate and trader level in local currency**

Region	Local currency	Price of 1 kg of Fresh Opium in local currency				Change at farm-gate level (Aug-Jul) (%)	Change at trader level (Aug-Jul) (%)
		Jul-13		Aug-13			
		Farm-gate	Trader	Farm-gate	Trader		
Eastern region (Kunar, Laghman, Nangarhar)	Pakistani Rupee	9,697	9,950	11,046	11,314	+14%	+14%
Southern region (Hilmand, Kandahar, Uruzgan, Zabul)	Pakistani Rupee	13,746	14,551	13,842	14,635	+1%	+1%
Western region (Badghis, Ghor) *	Afghani	6,849	7,109	6,849	7,109	+0%	+0%
Western region (Farah, Hirat, Nimroz) *	Imanian Tuman	494,585	508,572	502,807	516,794	+2%	+2%
North-eastern region (Badakhshan, Kunduz, Takhar)	Afghani	4,305	5,419	4,304	4,953	-0.01%	-9%
Northern region (Baghlan, Balkh, Faryab)	Afghani	5,102	5,466	4,796	5,125	-6%	-6%

\* Western region is divided in two groups because of prices available in two currencies

<sup>5</sup> Simple average of all observations

<sup>6</sup> Simple average of all observations



**Table 6: Number of observations of dry and fresh opium prices**

	Number of observations (n)		Number of provinces price collected
	Farm-gate price	Trader price	
Dry Opium	186	186	18
Fresh Opium	184	184	18

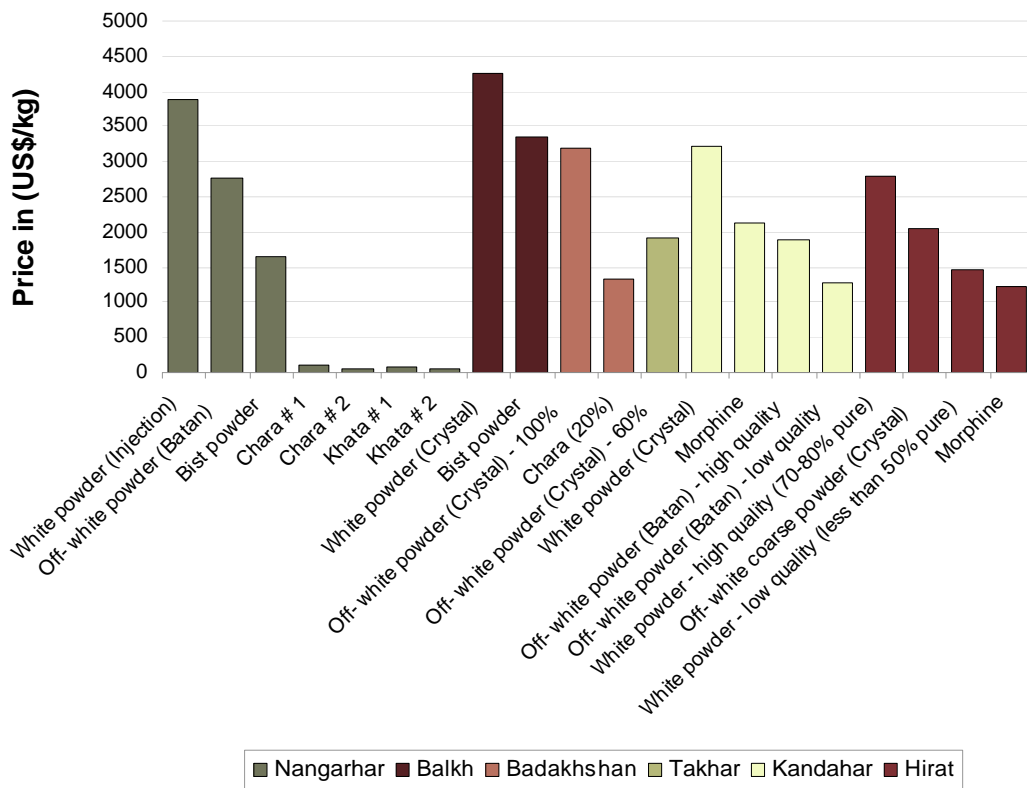
**HEROIN:**

There are several types of heroin available in Afghanistan with different quality. The prices of White powder (injection) in Nangarhar province, White powder (Crystal) in Kandahar and Balkh provinces, Off-white (Crystal)-100% in Badakhshan province and White powder-high quality (70-80% pure) in Hirat province are the most expensive heroin reported in Afghanistan. The cheapest heroin (**US\$ 49/kg**) is called as Khata # 2 reported in Nangarhar province.

**Table 7: Prices of different types of Heroin in Afghanistan, (US\$/kg), August 2012 – August 2013**

Province	Types of Heroin	Aug-12	Sep-12	Oct-12	Nov-12	Dec-12	Jan-13	Feb-13	Mar-13	Apr-13	May-13	Jun-13	Jul-13	Aug-13	Change (Aug-Jul) %
Badakhshan	Chara (20%)	1,364	1,733	1,511	1,561	1,442	1,451	1,232	1,221	1,095	1,090	1,333	1,322	1,326	+0.3%
	Off- white powder (Crystal) - 100%	3,411	5,199	4,722	4,879	4,037	4,062	3,506	3,475	3,323	3,305	3,198	3,173	3,182	+0.3%
Balkh	Bist powder	2,339	2,292	2,323	2,402	2,558	2,813	2,960	2,968	3,104	3,269	3,392	3,247	3,359	+3%
	White powder (Crystal)	4,385	4,275	4,231	4,255	4,347	4,424	4,354	4,274	4,199	4,267	4,289	4,178	4,243	+2%
Hirat	Morphine	1,429	1,191	946	872	984	931	861	915	839	1,021	1,052	1,082	1,212	+12%
	Off- white coarse powder (Crystal)	2,049	1,939	1,546	1,463	1,607	1,471	1,278	1,230	1,218	1,305	1,380	1,591	2,061	+30%
	White powder - high quality (70-80% pure)	3,941	3,271	2,603	2,491	2,787	2,613	2,361	2,574	2,409	2,552	2,826	2,768	2,781	+0%
	White powder - low quality (less than 50% pure)	2,365	1,939	1,577	1,494	1,639	1,562	1,389	1,459	1,388	1,531	1,446	1,441	1,461	+1%
Kandahar	Morphine	2,141	2,137	2,121	2,084	2,060	2,086	2,096	2,111	2,062	2,043	2,040	2,089	2,120	+1%
	Off- white powder (Batan) - high quality	1,927	1,816	1,803	1,771	1,761	1,868	1,880	1,853	1,856	1,839	1,836	1,870	1,896	+1%
	Off- white powder (Batan) - low quality	1,177	1,175	1,166	1,146	1,133	1,246	1,253	1,287	1,237	1,226	1,224	1,244	1,264	+2%
	White powder (Crystal)	3,372	3,312	3,287	3,230	3,213	3,270	3,205	3,295	3,197	3,167	3,162	3,184	3,209	+1%
Nangarhar	Bist powder	2,243	2,239	2,333	2,188	2,368	1,951	1,603	1,731	1,641	1,440	1,370	1,656	1,654	+0%
	Chara # 1	107	117	117	115	72	103	103	71	82	93	91	90	97	+8%
	Chara # 2	64	64	64	63	41	72	83	51	51	62	61	50	58	+16%
	Khata # 1	75	75	74	73	62	62	62	51	72	62	51	80	78	-3%
	Khata # 2	43	53	53	52	31	41	41	31	41	31	30	40	49	+21%
	Off- white powder (Batan)	3,311	3,306	3,520	3,126	3,192	3,080	2,895	2,952	2,872	2,365	2,284	2,811	2,773	-1%
	White powder (Injection)	4,593	4,425	4,644	4,168	4,222	4,107	4,033	4,072	3,898	3,599	3,502	3,814	3,893	+2%
Takhar	Off- white powder (Crystal) - 60%	2,534	2,696	2,550	2,635	2,403	2,418	2,085	2,067	1,990	1,979	1,919	1,904	1,909	+0.3%

**Graph 4: Prices of different types of heroin in Afghanistan, (US\$/kg), August 2013**



**Table 8: Prices of 1 kilogram of different types of Heroin in local currency**

Province	Types of heroin	Local currency	Prices of 1 kg of different types of heroin in local currency		Change (Aug-Jul) %
			Jul-13	Aug-13	
Badakhshan	Chara (20%)	Afghani	75,000	75,000	+0%
	Off- white powder (Crystal) - 100%	Afghani	180,000	180,000	+0%
Balkh	Bist powder	Afghani	185,000	190,000	+3%
	White powder (Crystal)	Afghani	238,000	240,000	+1%
Hirat	Morphine	Iranian Tuman	3400000	3800000	+12%
	Off- white coarse powder (Crystal)	Iranian Tuman	5000000	6460000	+29%
	White powder - high quality (70-80% pure)	Iranian Tuman	8700000	8720000	+0%
	White powder - low quality (less than 50% pure)	Iranian Tuman	4530000	4580000	+1%
Kandahar	Morphine	Pakistani Rupee	210,000	218,000	+4%
	Off- white powder (Batan) - high quality	Pakistani Rupee	188,000	195,000	+4%
	Off- white powder (Batan) - low quality	Pakistani Rupee	125,000	130,000	+4%
	White powder (Crystal)	Pakistani Rupee	320,000	330,000	+3%
Nangarhar	Bist powder	Pakistani Rupee	165,000	170,000	+3%
	Chara # 1	Pakistani Rupee	9,000	10,000	+11%
	Chara # 2	Pakistani Rupee	5,000	6,000	+20%
	Khata # 1	Pakistani Rupee	8,000	8,000	+0%
	Khata # 2	Pakistani Rupee	4,000	5,000	+25%
	Off- white powder (Batan)	Pakistani Rupee	280,000	285,000	+2%
	White powder (Injection)	Pakistani Rupee	380,000	400,000	+5%
Takhar	Off- white powder (Crystal) - 60%	Pakistani Rupee	108000	108000	+0%

## CANNABIS RESIN:

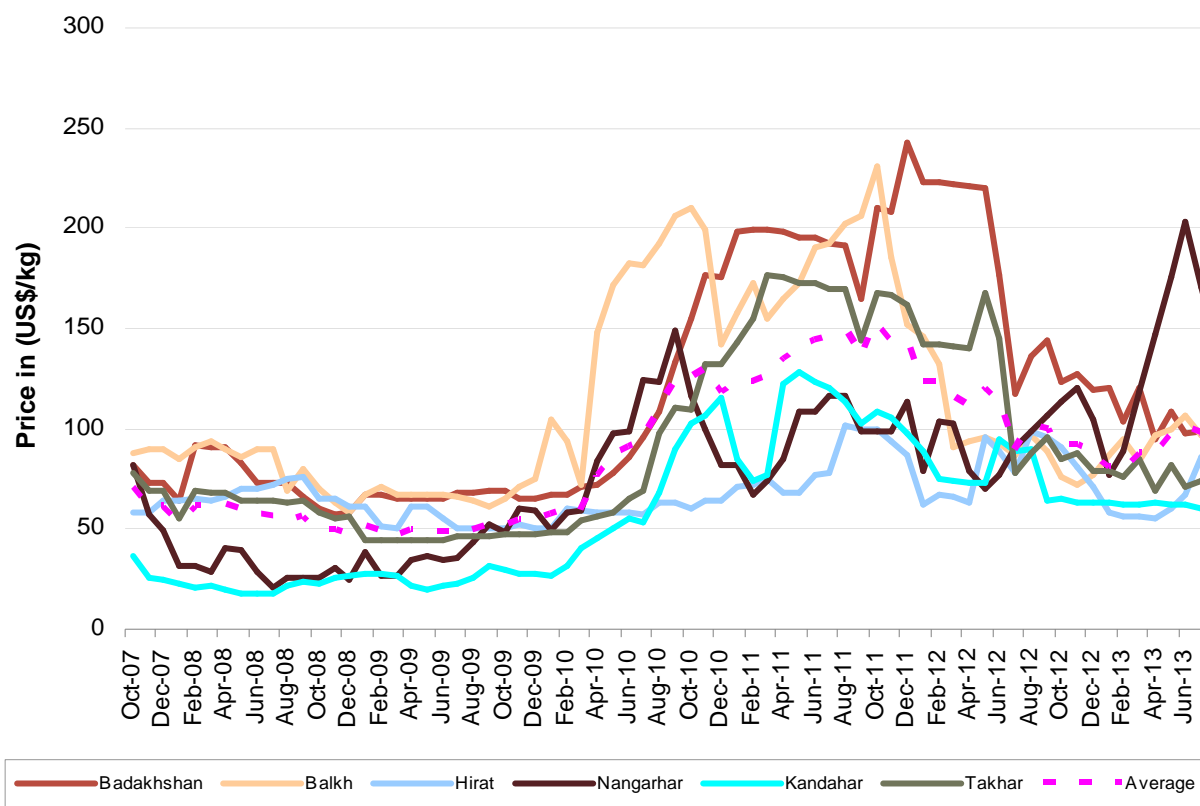
There are mainly three quality types of cannabis resin available in Afghanistan namely Garda # 1, # 2 and # 3 with quality as best, moderate and fair respectively. Garda #1 in Nangarhar province is the most expensive cannabis resin because of its best quality. Garda # 1 (Jooshi) of Balkh and Garda #1 (Shirak) of Badakhshan provinces was most expensive and popular because of it's high quality however it lost it's demand due to it's blending with lower quality hashish.

**Table 9: Prices of different types of cannabis resin in Afghanistan, (US\$/kg), August 2012 - August 2013**

Province	Types of cannabis resin	Aug-12	Sep-12	Oct-12	Nov-12	Dec-12	Jan-13	Feb-13	Mar-13	Apr-13	May-13	Jun-13	Jul-13	Aug-13	Change (Aug-Jul) %
Badakhshan	Garda # 1 (Shirak)	136	144	123	127	119	120	104	120	95	109	98	98.7	99	+0.3%
Balkh	Garda # 1 (Jooshi)	97	89	76	72	77	87	95	84	97	100	107	97	99	3%
	Garda # 2 (Morhajosh)	78	73	60	57	62	70	76	69	82	85	89	70	74	6%
Hirat	Garda # 1	99	96	91	81	71	58	56	56	55	60	67	86	88	+3%
	Garda # 2	62	67	65	53	36	29	36	37	37	54	58	60	62	+2%
Kandahar	Garda # 1	90	64	65	63	63	63	62	62	63	62	62	61	59	-2%
	Garda # 2	65	45	47	46	45	45	45	45	45	45	44	44	43	-2%
	Garda # 3	33	21	24	23	23	23	23	23	23	23	23	22	22	-2%
Nangarhar	Garda # 1	99	107	113	120	105	77	89	118	147	176	203	171	140	-18%
	Garda # 2	53	61	63	82	67	44	43	59	74	88	116	114	98	-14%
	Garda # 3	23	23	26	33	31	28	15	18	37	37	43	57	29	-48%
Takhar	Garda # 1 (Shirak)	88	96	85	88	79	79	76	85	69	82	71	74	74.2	+0.3%

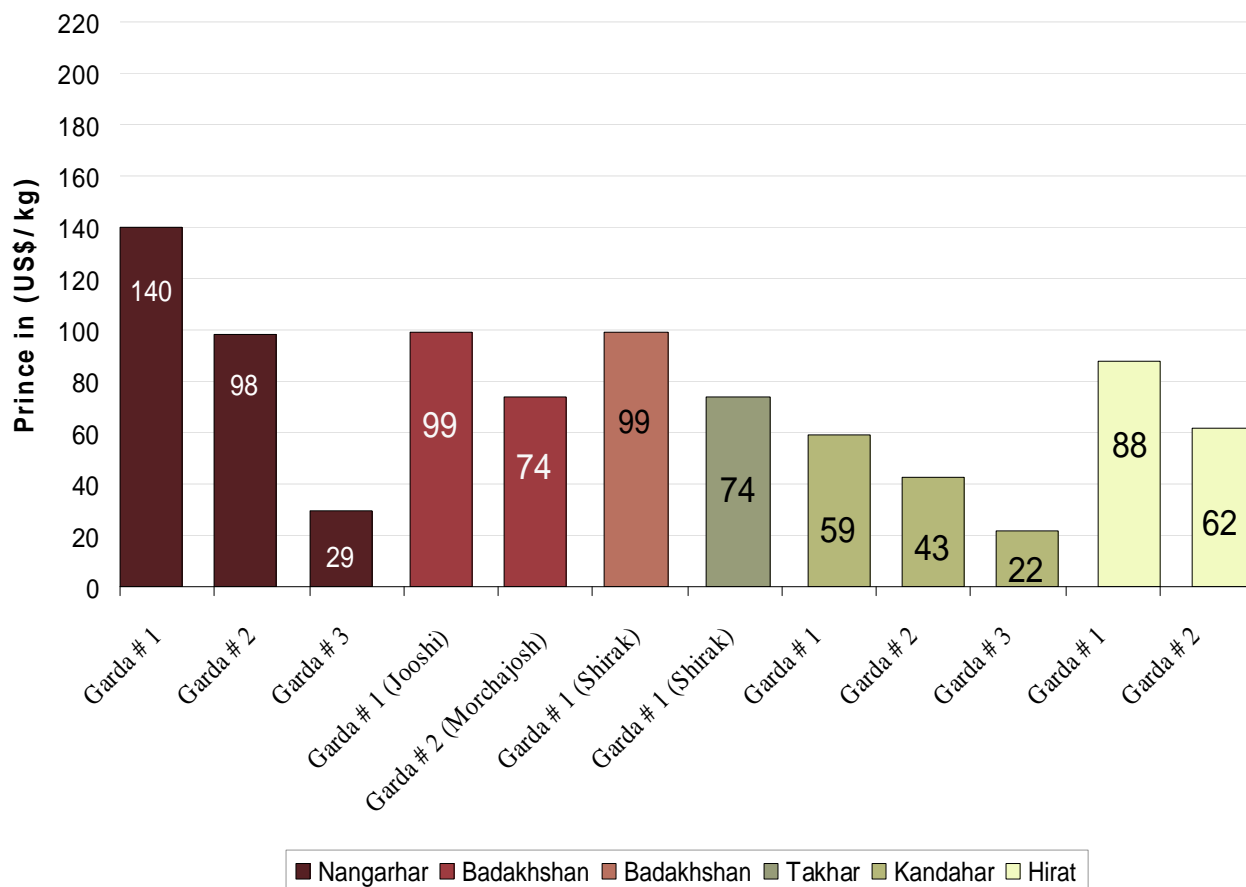
\* High demand for hashish caused to increase the prices.

**Graph 5: Average<sup>7</sup> price of cannabis resin (Garda # 1, best quality) in US\$/kg, Oct 2007 August 2013**



<sup>7</sup> Simple average of all observations

**Graph 6: Prices of different types of cannabis resin in Afghanistan, (US\$/kg), August 2013**



**Table 10: Prices of 1 kilogram of different types of cannabis resin in Afghanistan in local currency, July 2013- August 2013**

Province	Types of cannabis resin	Local currency	Prices of 1 kg of different types of cannabis resin in local currency		Change (Aug-Jul) %
			Jul-13	Aug-13	
Badakhshan	Garda # 1 (Shirak)	Afghani	5,600	5600	+0%
Balkh	Garda # 1 (Jooshi)	Afghani	5,500	5,600	+2%
	Garda # 2 (Morhajosh)	Afghani	4,000	4,200	+5%
Hirat	Garda # 1	Iranian Tuman	270,000	276,000	+2%
	Garda # 2	Iranian Tuman	190,000	193,000	+2%
Kandahar	Garda # 1	Pakistani Rupee	6,089	6,089	+0%
	Garda # 2	Pakistani Rupee	4,378	4,378	+0%
	Garda # 3	Pakistani Rupee	2,222	2,222	+0%
Nangarhar	Garda # 1	Pakistani Rupee	17,142	14,285	-17%
	Garda # 2	Pakistani Rupee	11,428	10,000	-12%
	Garda # 3	Pakistani Rupee	5,714	3,000	-47%
Takhar	Garda # 1 (Shirak)	Afghani	4,200	4200	+0%

## LICIT CROPS:

Prices of wheat, cotton, saffron, rice (imported) and rice (local) collected in six provinces of Afghanistan are shown in below table.

**Table 11: Prices of wheat, cotton, saffron, imported and local rice in Afghanistan in local currency, August 2013**

Province	Types of crops	Price/Kg in Pakistani Rupee (PRs)	Price/Kg in Afghani (AFs)	Price/Kg in (US\$)
Badakhshan	Wheat	-	18	0.3
Badakhshan	Rice Imported	-	82	1.4
Badakhshan	Rice Local	-	52	0.9
Balkh	Wheat	-	17	0.3
Balkh	Cotton	-	38	0.7
Balkh	Rice Imported	-	95	1.7
Balkh	Rice Local	-	60	1.1
Hirat	Wheat	-	21	0.4
Hirat	Cotton	-	80	1
Hirat	Saffron	-	85,000	1,500
Hirat	Rice Imported	-	90	1.6
Hirat	Rice Local	-	60	1.1
Kandahar	Wheat	49	-	0.5
Kandahar	Cotton	166	-	1.6
Kandahar	Rice Imported	102	-	1.0
Nangarhar	Wheat	37	-	0.4
Nangarhar	Cotton	175	-	1.7
Nangarhar	Rice Imported	147	-	1.4
Nangarhar	Rice Local	50	-	0.5
Takhar	Wheat	-	15	0.3
Takhar	Rice Imported	-	80	1.4
Takhar	Rice Local	-	54	1.0

**Table 12: Prices of wheat, cotton, saffron, imported and local rice in Afghanistan, (US\$/kg), August 2012 – August 2013**

Types of crops	Aug_12	Sep_12	Oct_12	Nov-12	Dec-12	Jan-13	Feb-13	Mar-13	Apr-13	May-13	Jun-13	Jul-13	Aug-13	Increase/Decrease (%)
Wheat	0.37	0.38	0.39	0.40	0.41	0.42	0.43	0.43	0.38	0.38	0.36	0.35	0.35	+0%
Cotton	1.60	1.70	1.60	1.48	1.34	1.43	1.38	1.43	1.42	1.4	1.4	1.4	1.4	-1%
Saffron	1,465	1,540	1,511	1,805	1,728	1,746	1,708	1,689	1,643	1,641	1,510	1,492	1,500	+1%
Rice (Imported)	1.30	1.40	1.30	1.43	1.64	1.46	1.49	1.42	1.42	1.5	1.4	1.4	1.4	+1%
Rice (Local)	0.90	1.00	1.0	1.0	1.0	1.1	1.0	1.0	1.0	0.9	0.9	0.9	0.9	+1%

## CANNABIS AND POPPY SEEDS:

Prices of cannabis and poppy seeds are collected in eighteen provinces of Afghanistan are shown in below table.

**Table 13: Prices of cannabis and poppy seeds in local currency, July 2013 – August 2013**

Province	Types of seed	Local currency	Prices of 1 kg of cannabis seed and poppy seed in local currency		Change (Aug-Jul) (%)
			Jul-13	Aug-13	
Badakhshan	Poppy seed	Afghani	40	40	+0%
	Cannabis seed	Afghani	35	35	+0%
Baghlan	Poppy seed	Afghani	35	30	-14%
	Cannabis seed	Afghani	15	15	+0%
Balkh	Poppy seed	Afghani	30	25	-17%
	Cannabis seed	Afghani	25	20	-20%
Farah	Poppy seed	Afghani	35	35	+0%
	Cannabis seed	Afghani	30	30	+0%
Faryab	Poppy seed	Afghani	70	70	0%
	Cannabis seed	Afghani	25	20	-20%
Hilmand	Poppy seed	Afghani	33	33	+0%
	Cannabis seed	Afghani	20	20	+0%
Hirat	Poppy seed	Afghani	38	38	+0%
	Cannabis seed	Afghani	40	40	+0%
Kabul	Poppy seed	Afghani	18	22	+22%
Kandahar	Poppy seed	Afghani	41	41	+0%
	Cannabis seed	Afghani	19	19	+0%
Kapisa	Poppy seed	Afghani	10	12	20%
Kunar	Poppy seed	Pakistani Ruppee	40	40	+0%
Laghman	Poppy seed	Pakistani Ruppee	35	35	+0%
Logar	Cannabis seed	Afghani	20	22	+10%
Nangarhar	Poppy seed	Pakistani Ruppee	43	36	-16%
	Cannabis seed	Pakistani Ruppee	14	15	+7%
Paktya	Cannabis seed	Afghani	20	20	+0%
Takhar	Poppy seed	Afghani	30	30	+0%
	Cannabis seed	Afghani	30	30	+0%
Uruzgan	Poppy seed	Afghani	39	39	+0%
	Cannabis seed	Afghani	18	18	+0%
Zabul	Poppy seed	Afghani	40	40	+0%
	Cannabis seed	Afghani	20	20	+0%

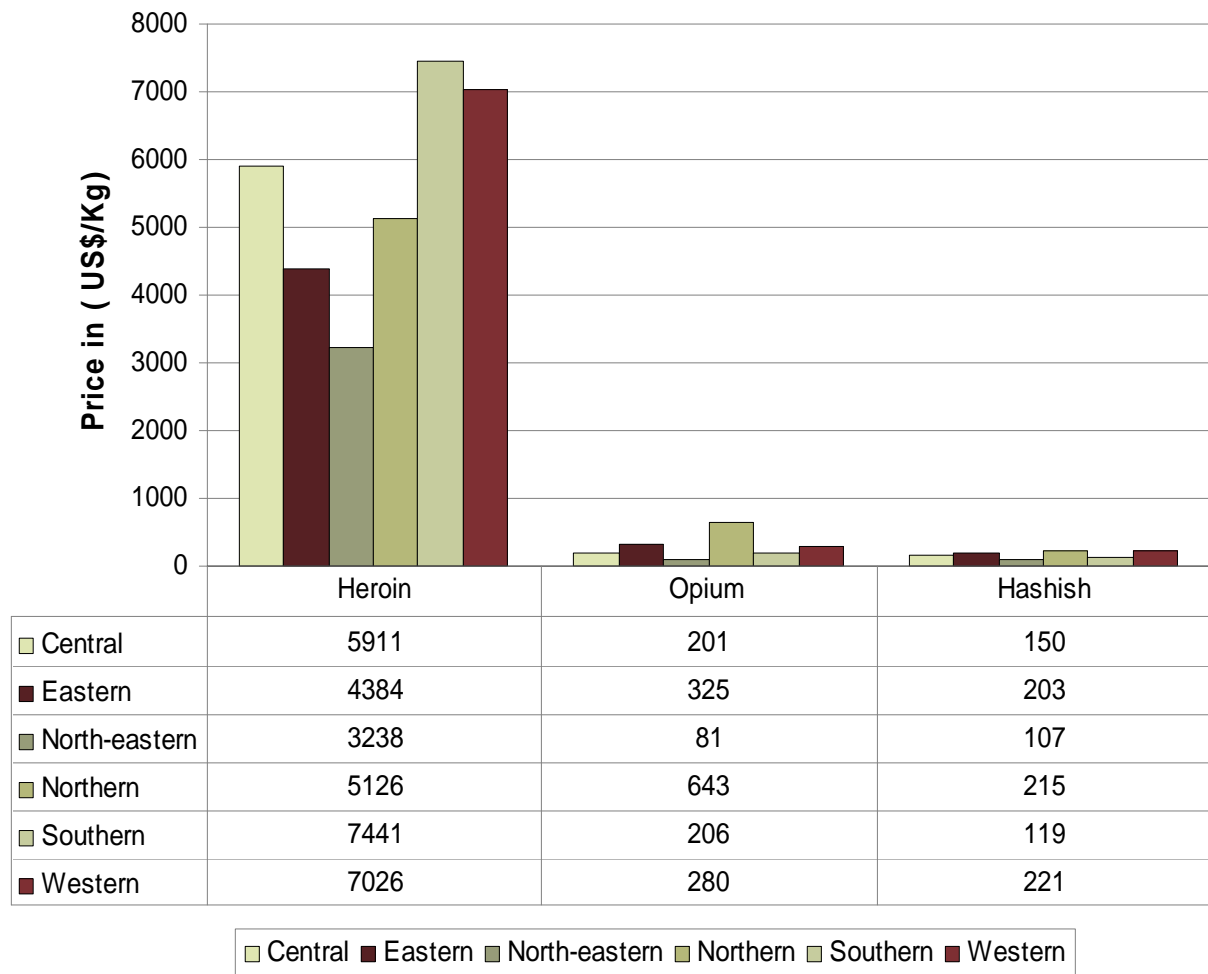
**Table 13: Prices of cannabis and poppy seeds in Afghanistan, (US\$/kg), August 2012 - August 2013**

Types of seed	Aug-12	Sep-12	Oct-12	Nov-12	Dec-12	Jan-13	Feb-13	Mar-13	Apr-13	May-13	Jun-13	Jul-13	Aug-13	Increase/Decrease (%)
Cannabis seed	0.46	0.43	0.42	0.42	0.35	0.44	0.42	0.42	0.44	0.38	0.40	0.41	0.40	-2%
Poppy seed	0.73	0.72	0.68	0.74	0.71	0.67	0.69	0.67	0.66	0.54	0.59	0.58	0.57	-2%

## PRICES OF HEROIN, OPIUM AND HASHISH AT CONSUMER LEVEL:

The consumer prices of heroin, opium and hashish collected in different regions of Afghanistan are as below. The quality of product varies widely in different regions.

**Graph 7: Regional average<sup>8</sup> prices of heroin, opium and hashish at consumer level in (US\$/Kg), August 2013**



**Table 15: Average<sup>13</sup> prices of Heroin, Opium and Hashish at consumer level in Afghanistan, (US\$/kg), August 2012 - August 2013**

Types of drug	Average prices in (US\$/kg)													Change (Aug-Jul) (%)
	Aug-12	Sep-12	Oct-12	Nov-12	Dec-12	Jan-13	Feb-13	Mar-13	Apr-13	May-13	Jun-13	Jul-13	Aug-13	
Heroin	6,715	6,379	6,070	5,922	5,826	5,885	5,335	5,004	5,369	5,255	5,374	5,431	5,337	-1.7%
Opium	436	438	423	456	458	448	470	447	391	369	328	305	306	+0.3%
Hashish	211	206	213	210	200	195	183	179	178	184	173	174.5	174	-0.3%

<sup>8</sup> Simple average of all observations

## PRICES OF DRUGS IN PAKISTAN:

The prices of different types of opium, heroin and hashish reported from Peshawar and Quetta in Pakistan are as below:

### A. PESHAWAR

#### OPIUM:

There are three types of dry opium namely Opium - Afghanistan (opium of Afghanistan), Opium - Terra and Opium - Tapa (adulterated) available in Peshawar, Pakistan. Opium-Terra is the most expensive opium reported in Peshawar.

**Table 14: Prices of different types of opium in Peshawar, Pakistan in (US\$/Kg):**

Types of opium	Aug-12	Sep-12	Oct-12	Nov-12	Dec-12	Jan-13	Feb-13	Mar-13	Apr-13	May-13	Jun-13	Jul-13	Aug-13	Change (Aug-Jul) %
Opium - Terra	406	455	455	478	453	331	320	433	485	409	388	370	351	-5%
Opium - Afghanistan	342	381	392	405	376	274	269	361	423	327	316	300	293	-2%
Opium - Tapa (adulterated)	176	196	201	239	190	191	196	227	330	276	265	240	225	-6%

#### HEROIN:

There are three types of heroin namely White (Injection), Yellow (Batan) and Saada (Ordinary) available in Peshawar, Pakistan. White (injection) type is the most expensive heroin reported in Peshawar.

**Table 15: Prices of different types of heroin in Peshawar, Pakistan in (US\$/Kg):**

Types of heroin	Aug-12	Sep-12	Oct-12	Nov-12	Dec-12	Jan-13	Feb-13	Mar-13	Apr-13	May-13	Jun-13	Jul-13	Aug-13	Change (Aug-Jul) %
Heroin - White (Injection)	4,913	5,084	5,031	5,041	4,994	4,855	4,804	4,893	4,950	4,291	4,335	4,198	4,150	-1%
Heroin - Yellow (Batan)	4,700	4,872	4,872	4,833	4,767	4,649	4,597	4,687	4,795	4,087	4,131	3,998	3,954	-1%
Heroin - Saada (Ordinary)	1,784	1,906	1,959	2,027	1,956	1,860	1,808	2,472	2,423	2,350	2,295	2,249	2,197	-2%

#### HASHISH:

There are three types of hashish namely Hashish - Garda # 1, # 2 and # 3 available in Peshawar, Pakistan. Hashish-Garda#1 is the most expensive hashish reported in Peshawar.

**Table 16: Prices of different types of Hashish in Peshawar, Pakistan in (US\$/Kg):**

Types of hashish	Aug-12	Sep-12	Oct-12	Nov-12	Dec-12	Jan-13	Feb-13	Mar-13	Apr-13	May-13	Jun-13	Jul-13	Aug-13	Change (Aug-Jul) %
Hashish - Garda # 1	566	572	551	551	525	532	527	670	681	562	581	565	586	+4%
Hashish - Garda # 2	385	392	381	405	360	372	362	618	629	470	479	480	459	-4%
Hashish - Garda # 3	331	318	307	218	278	289	279	484	495	409	418	420	410	-2%

**Table 17: Prices of different types of drugs in Peshawar, Pakistan in local currency, (Pak Rupee/kg):**

Types of drugs	Price in (Pakistani Rupee)/kg		
	Jul-13	Aug-13	Change (Aug-Jul) %
Opium -Afghanistan	30,000	30,000	+0%
Opium -Tapa (Adulterated)	24,000	23,000	-4%
Opium -Terra	37,000	36,000	-3%
Heroin -White (Injection)	420,000	425,000	+1%
Heroin -Yellow (Batan)	400,000	405,000	+1%
Heroin -Saada (Ordinary)	225,000	225,000	+0%
Hashish -Garda # 1	56,500	60,000	+6%
Hashish -Garda # 2	48,000	47,000	-2%
Hashish -Garda # 3	42,000	42,000	+0%



## B. QUETTA

### OPIUM:

**Table 18: Prices of different quality of opium in Quetta, Pakistan in (US\$/Kg):**

Quality of opium	Aug-12	Sep-12	Oct-12	Nov-12	Dec-12	Jan-13	Feb-13	Mar-13	Apr-13	May-13	Jun-13	Jul-13	Aug-13	Change (Aug-Jul) %
High quality	427	455	488	488	494	517	534	565	598	593	560	480	457	-5%
Medium quality	385	402	424	446	453	465	462	482	495	511	458	420	389	-7%
Low quality	320	371	371	382	412	413	411	431	433	439	407	380	369	-3%

### HEROIN:

**Table 19: Prices of different quality of heroin in Quetta, Pakistan in (US\$/Kg):**

Quality of heroin	Aug-12	Sep-12	Oct-12	Nov-12	Dec-12	Jan-13	Feb-13	Mar-13	Apr-13	May-13	Jun-13	Jul-13	Aug-13	Change (Aug-Jul) %
High quality (Crystal)	6,409	6,355	6,362	6,365	6,385	6,457	6,472	6,570	6,703	6,743	6,361	5,898	5591	-5%
Medium quality	3,739	3,601	3,817	3,819	3,707	3,719	3,852	3,901	3,970	3,933	3,664	3,399	3209	-6%
Low quality	2,670	2,383	2,121	2,016	2,060	2,118	2,055	2,207	2,269	2,299	2,036	1,999	1945	-3%

### HASHISH:

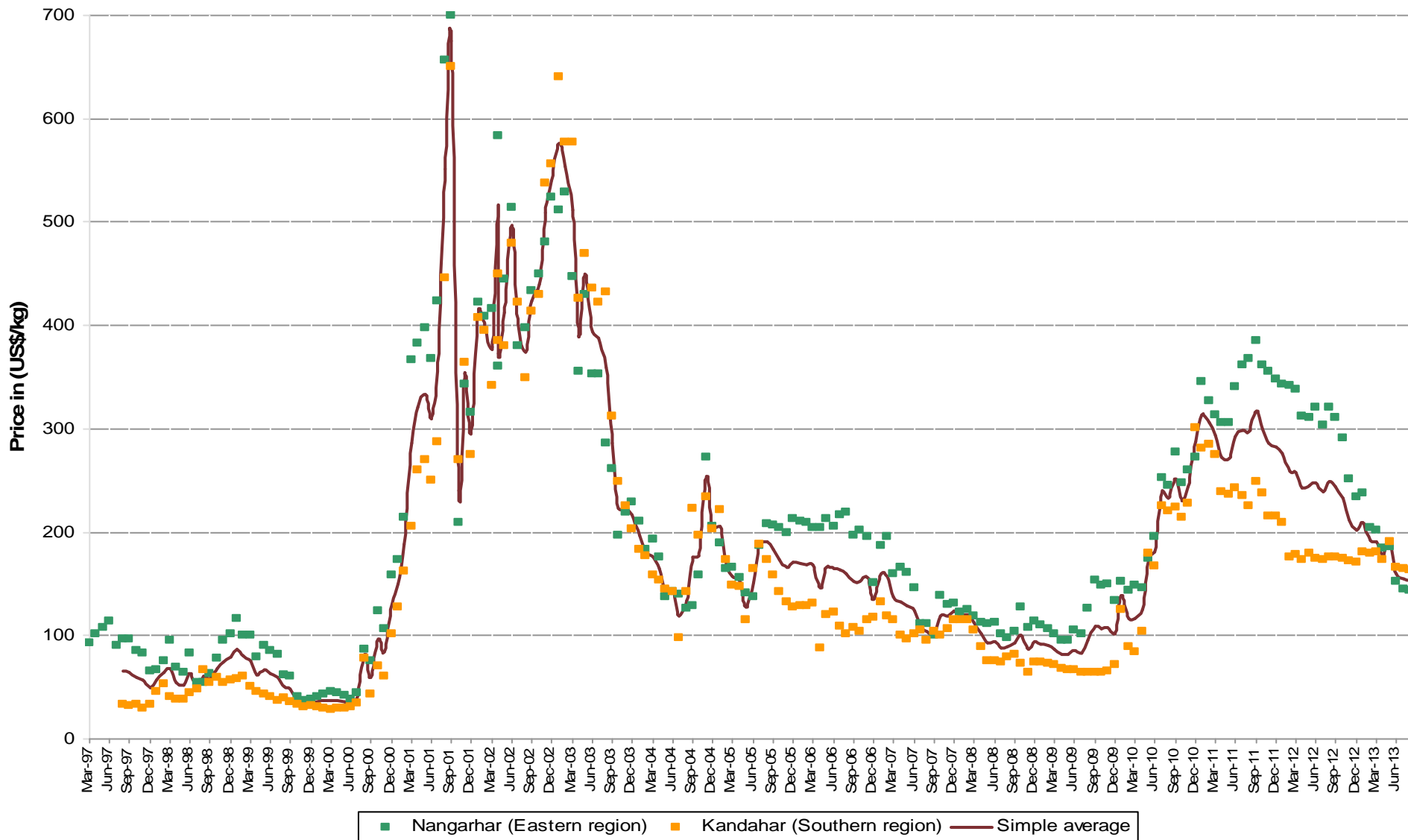
**Table 20: Prices of different quality of Hashish in Quetta, Pakistan in (US\$/Kg):**

Quality of hashish	Aug-12	Sep-12	Oct-12	Nov-12	Dec-12	Jan-13	Feb-13	Mar-13	Apr-13	May-13	Jun-13	Jul-13	Aug-13	Change (Aug-Jul) %
High quality	342	360	382	382	412	465	462	513	516	562	509	470	447	-5%
Medium quality	299	318	339	339	360	393	411	431	443	460	448	430	408	-5%

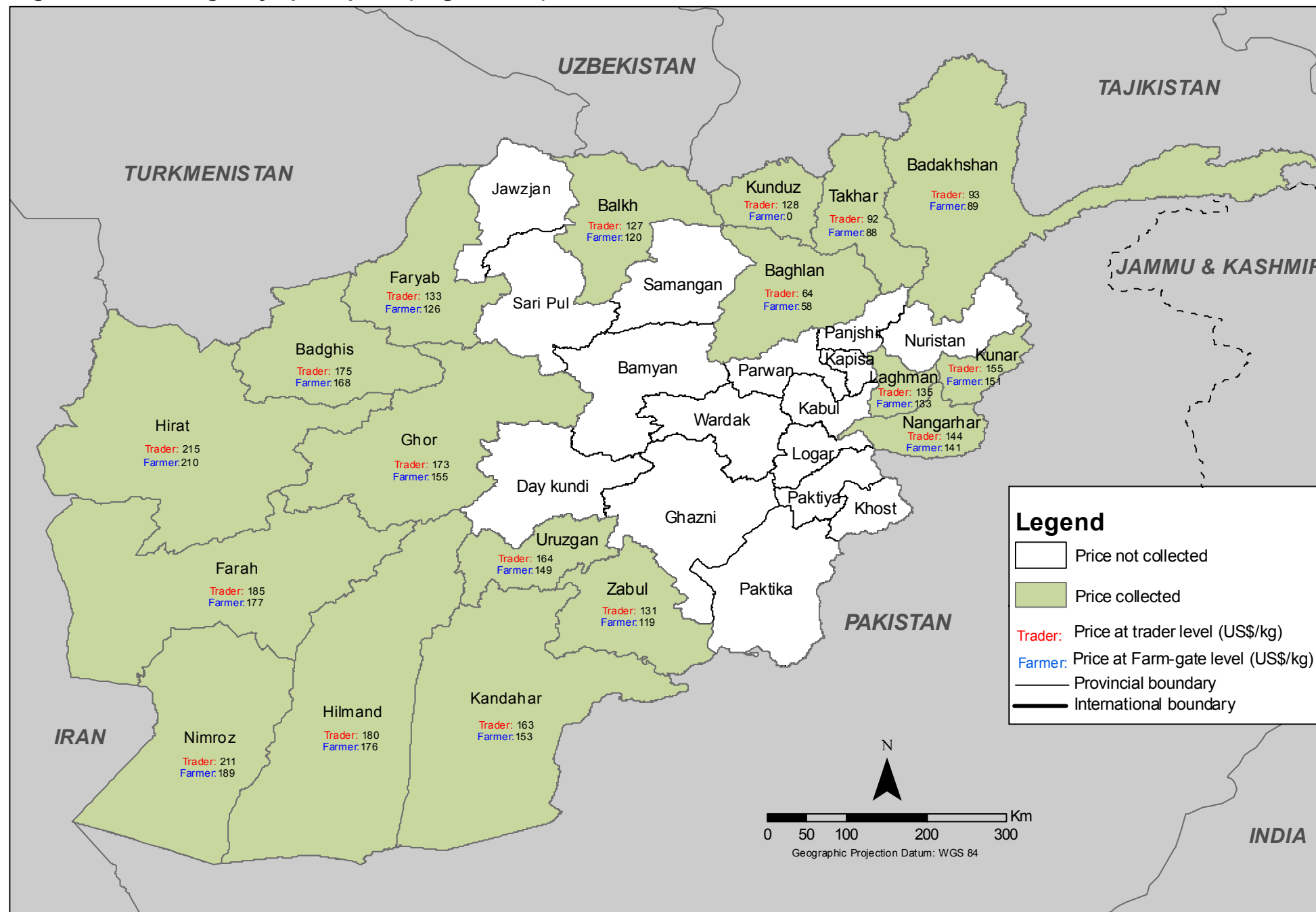
**Table 21: Prices of different types of drugs in Quetta, Pakistan in local currency, (Pak Rupee/kg):**

Types of drugs	Price in (Pakistani Rupee)/kg		Change (Aug-Jul) %
	Jul-13	Aug-13	
Opium -High quality	48,000	47,000	-2%
Opium -Medium quality	42,000	40,000	-5%
Opium -Low quality	38,000	38,000	+0%
Heroin -High quality (Crystal)	590,000	575,000	-3%
Heroin -Medium quality	340,000	330,000	-3%
Heroin -Low quality	200,000	200,000	+0%
Hashish -High quality	47,000	46,000	-2%
Hashish -Medium quality	43,000	42,000	-2%

Graph 8: Average price of dry opium collected from traders in Nangarhar and Kandahar provinces (US\$/Kg), March 1997 – August 2013



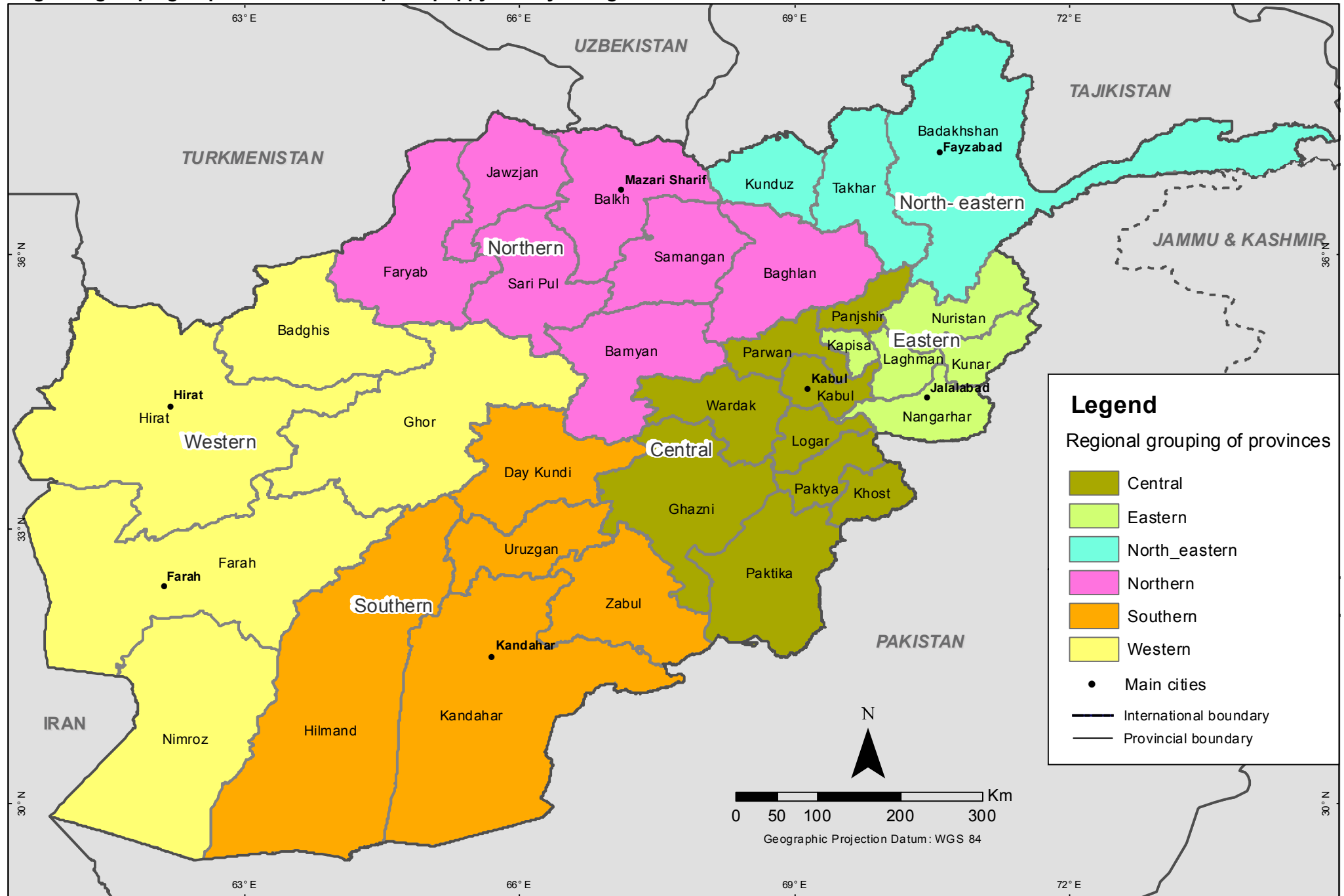
# Afghanistan: Average dry opium price (August 2013)



Source: Government of Afghanistan - National monitoring system implemented by MCN / UNODC

Note: The boundaries and names shown and the designations used on this map do not imply official endorsement or acceptance by the United Nations.

# Regional grouping of provinces for the opium poppy survey in Afghanistan



Source: Government of Afghanistan. National monitoring system implemented by UNODC  
 Note: The boundaries and names shown and the designations on this map do not imply official endorsement or acceptance by the United Nations.