



**Islamic Republic of Afghanistan
Ministry of Counter Narcotics**



UNODC
United Nations Office on
Drugs and Crime

مطابق ثور ۱۳۹۲، هجری - شمسی April 2013

Afghanistan Drug Price Monitoring Monthly Report



**Ministry of Counter Narcotics, Islamic Republic of Afghanistan, Kabul
And
United Nations Office on Drugs and Crime, Kabul**

Summary

- Prices are collected in the last week of every month from around twenty farmers and equal number of trader Prices are collected by MCN Survey coordinators generally from different farmers and traders each month; however the price data collection is sourced from a few known farmers and traders as well.
- Opium prices are collected from 18 of 34 provinces namely Badakhshan, Baghlan, Badghis, Balkh, Farah, Faryab, Ghor, Hilmand, Hirat, Kandahar, Kunar, Kunduz, Laghman, Nangarhar, Nimroz, Uruzgan, Takhar and Zabul. The prices of dry and fresh opium are collected from farmers (at farm-gate level) and traders (at trader level).
- Different varieties of heroin, morphine and cannabis resin prices are collected from six provinces of Afghanistan namely Badakhshan, Balkh, Hirat, Nangarhar, Kandahar and Takhar.
- Prices of some licit crops such as wheat, saffron, imported and local rice is also collected from six provinces of Afghanistan and included in this report.
- Prices of poppy seeds, cannabis seeds and acetic anhydride are included in the report as well.
- Different varieties of opium, heroin and hashish prices are also collected from Peshawar as well as Quetta province of Pakistan. Prices are collected and reported by UNODC office in Peshawar and Quetta in Pakistan.
- The prices are also presented in local currency for convenience of certain analysis; however the national average prices are presented in USD. At the regional level, average prices are reflected in local currency with exception of the Western region since prices are reported in two different currencies.
- Prices are reported in different currencies in different regions. The prices in Eastern region (Kunar, Laghman and Nangarhar) and Southern region (Kandahar, Hilmand, Uruzgan and Zabul) are reported in Pakistani rupees. In Northern (Balkh, Baghlan, Farayb) and North-eastern (Badakhshan, Kunduz, Takhar) regions, the prices are reported in Afghani. However, prices are reported in two different currencies namely Afghani and Iranian Tuman in Western region. The prices are converted in US\$ using the exchange rate from oanda.com site considering the rates on the same date the observation is made.
- Average¹ price of dry Opium in Afghanistan, (US\$/kg)**

Dry Opium	Apr-12	Apr-13	Increase/ Decrease (%)
<i>Farm-gate price (US\$/Kg)</i>	210	159	-24%
<i>Trader price (US\$/Kg)</i>	222	168	-24%

- Average² price of fresh Opium in Afghanistan, (US\$/kg)**

Fresh Opium	Apr-12	Apr-13	Increase/ Decrease (%)
<i>Farm-gate price (US\$/Kg)</i>	158	143	-9%
<i>Trader price (US\$/Kg)</i>	166	159	-4%

¹ Simple average of all observations

² Simple average of all observations

- **Average³ price of Cannabis Resin in Afghanistan, (US\$/kg)**

Types of cannabis resin	Apr-12	Apr-13	Increase/ Decrease (%)
Cannabis resin (Garda # 1) price (US\$/kg)	112	88	-21%
Cannabis resin (Garda # 2) price (US\$/kg)	46	59	+28%
Cannabis resin (Garda # 3) price (US\$/kg)	23	30	+30%

- **Heroin and Hashish (best quality) prices in Peshawar, Pakistan (US\$/kg)**

Best quality of Heroin/Hashish	Apr-12	Apr-13	Increase/Decrease (%)
Heroin - White (Injection) price (US\$/kg)	5,124	4,950	+3%
Hashish - (Garda # 1) price (US\$/kg)	628	681	+8%

- **Heroin and Hashish (best quality) prices in Quetta, Pakistan (US\$/kg)**

Best quality of Heroin/Hashish	Mar-13	Apr-13	Change (Apr-Mar) %
Heroin - High quality (Crystal) price (US\$/kg)	6,570	6,703	+2%
Hashish - High quality price (US\$/kg)	513	516	+1%

Note: Price for April 2012 is not available.

- **Average⁴ price of Heroin, Opium and Hashish at consumer level in Afghanistan, (US\$/kg)**

Types of drugs	Apr-12	Apr-13	Increase/Decrease (%)
Heroin	6,716	5,369	-20%
Opium	488	391	-20%
Hashish	253	178	-30%

- **Average price of Wheat, Cotton, Saffron, Imported and Local Rice in Afghanistan, (US\$/kg)**

Types of crops	Apr_12	Apr-13	Increase/Decrease (%)
Wheat	0.49	0.38	-22%
Cotton	1.60	1.4	-11%
Saffron	1604	1,643	+2%
Rice (imported)*	1.20	1.4	+18%
Rice (local)*	0.90	1.0	+10%

³ Simple average of all observations

⁴ Simple average of all observations

- **Average price of poppy and cannabis seeds in Afghanistan, (US\$/kg)**

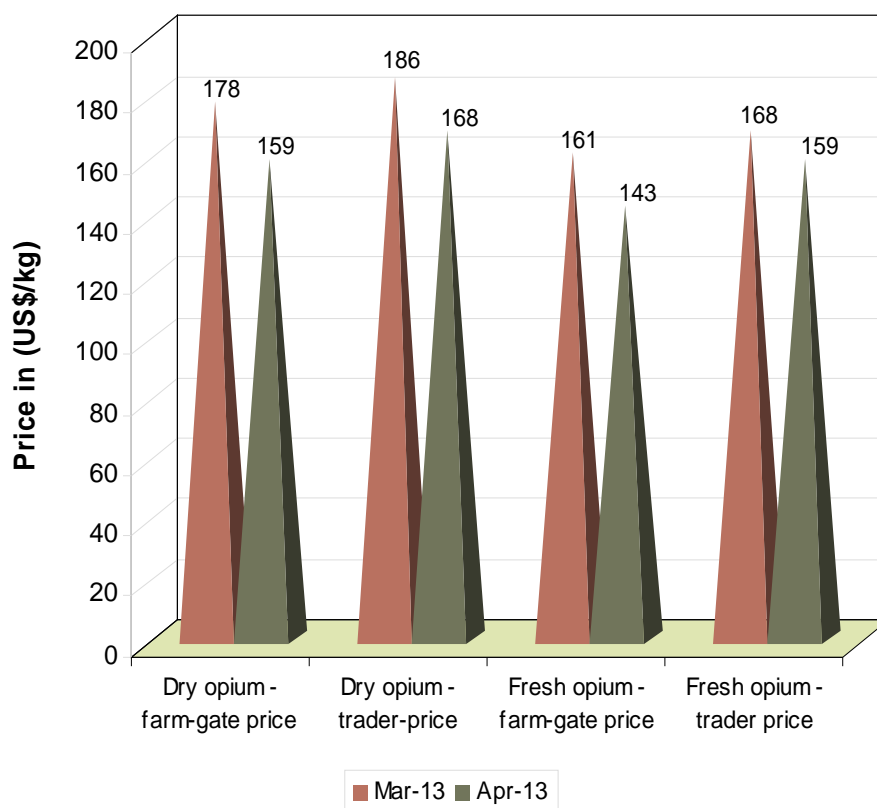
Types of seeds	Apr-12	Apr-13	Increase/Decrease (%)
Cannabis seed	0.42	0.44	+4%
Poppy seed	0.66	0.65	-2%

- **Average price of acetic anhydride in Afghanistan, (US\$/Lit)**

Variety of Acetic Anhydride	Apr-12	Apr-13	Increase/Decrease (%)
Acetic Anhydride - A*	229	205	-10%
Acetic Anhydride - B*	176	174	-1%
Acetic Anhydride - C*	168	159	-5%
Acetic Anhydride - D*	193	165	-14%
Acetic Anhydride - E*	165	162	-2%
Acetic Anhydride - F*	172	154	-10%

* A, B, C, D, E, F represent different variety of acetic anhydride in Afghanistan.

Price change of Dry Opium and Fresh Opium between March 2013 and April 2013

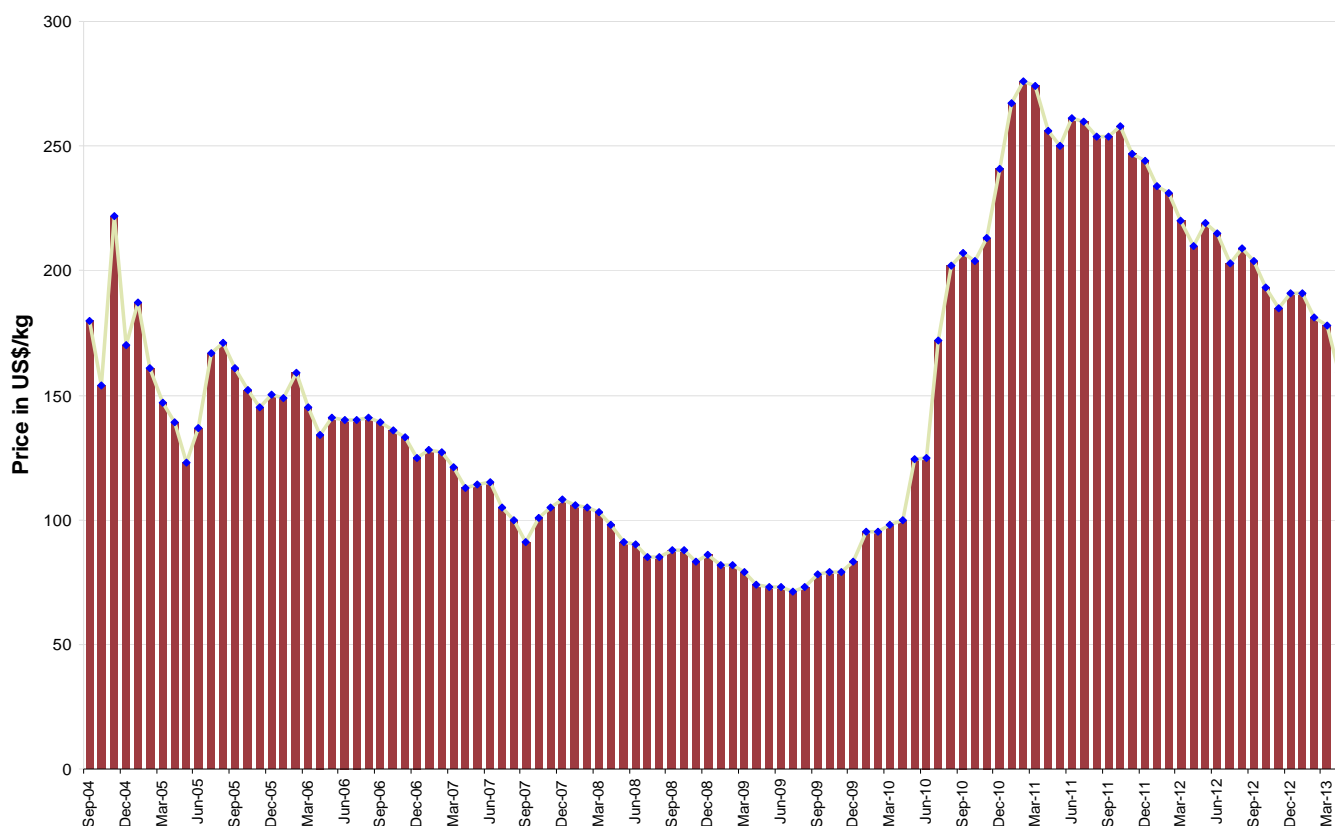


DRY OPIUM:

FARM-GATE PRICE:

The national average price for one kilogram of dry opium in Afghanistan at the farm-gate level was **US\$ 159/kg** at the end of April 2013 which is **11%** lower compared to price reported in March 2013 (**US\$ 178/kg**). The average dry opium price at the farm-gate level in April 2013 is **24%** lower than the price reported in April 2012 which was **US\$ 210/kg**. The dry opium price has a decreasing trend since February 2011.

Graph 1: National ⁵Average price of dry opium at farm-gate level from September 2004 to April 2013



Dry Opium (Chaynaki Quality):

FARM-GATE PRICE

Price of opium (dry) was not found to be varying in different regions depending on the quality except in Balkh and Hilmand provinces where another quality of dry opium by the name of **Chaynaki** is available at Farm-gate and trader level. The **Chaynaki** quality of dry opium is too much air dried. The average price of 1 kilogram of **Chaynaki** dry opium at Farm-gate level in Balkh province is **US\$ 188/kg** in April 2013 showing a decrease of **4%** compared to the price reported in March 2013 (**US\$ 196**). The average price of 1 kilogram of **Chaynaki** dry opium at farm-gate level in Hilmand province is **US\$ 393/kg** in April 2013 with a decrease of **4%** compared to the price reported in March 2013 (**US\$ 407**).

Table 1: Average⁶ price of dry opium (Chaynaki quality) at farm-gate level (US\$/Kg)

Dry Opium (Chaynaki quality)	Balkh		Change (Apr-Mar) %	Hilmand		Change (Apr-Mar) %
	Mar-13	Apr-13		Mar-13	Apr-13	
Farm-gate price (US\$/Kg)	196	188	-4%	407	393	-4%

⁵ Simple average of all observations

⁶ Simple average of all observations

TRADER PRICE:

The national average dry opium price collected from traders was **US\$ 168/kg** at the end of April 2013 showing **10%** decrease compared to the price reported last month (March 2013) (**US\$ 186/kg**). The average dry opium price at trader level in April 2013 is **24%** lower than the price reported last year (April 2012) which was **US\$ 222/kg**.

Dry opium price collected from traders has decreased by 23%, 11%, 9%, 7% and 5% in North-eastern, Western, Eastern, Northern and Southern regions respectively.

Table 2: Regional average⁷ price of dry opium collected from traders (US\$/Kg)

Region	Price of Dry Opium (US\$/Kg)		Price change (%)
	Mar-13	Apr-13	
Eastern region (Kunar, Laghman, Nangarhar)	192	174	-9%
Southern region (Hilmand, Kandahar, Uruzgan, Zabul)	182	173	-5%
Western region (Badghis, Farah, Ghor, Hirat, Nimroz)	233	209	-11%
North-eastern region (Badakhshan, Kunduz, Takhar)	142	109	-23%
Northern region (Baghlan, Balkh, Faryab)	151	141	-7%
Average	186	168	-10%

Dry Opium (Chaynaki Quality):

TRADER PRICE:

In Balkh province, the average price of 1 kilogram of **Chaynaki** dry opium at trader level is **US\$ 211/kg** in April 2013 showing a decrease of **3%** compared to the price reported in March 2013 (**US\$ 204/kg**). In Hilmand province, the average price of 1 kilogram of **Chaynaki** dry opium at trader level is **US\$ 400/kg** in April 2013 decreased by **4%** compared to the price reported in March 2013 (**US\$ 415**)

Table 3: Average⁸ price of dry opium (Chaynaki quality) at trader level (US\$/Kg)

Dry Opium (Chaynaki quality)	Balkh		Change (Mar-Apr) %	Hilmand		Change (Mar-Apr) %
	Mar-13	Apr-13		Mar-13	Apr-13	
Trader price (US\$/Kg)	211	204	-3%	415	400	-4%

⁷ Simple average of all observations

⁸ Simple average of all observations

Graph 2: Regional average² price of dry opium from traders (January 2005 to April 2013)

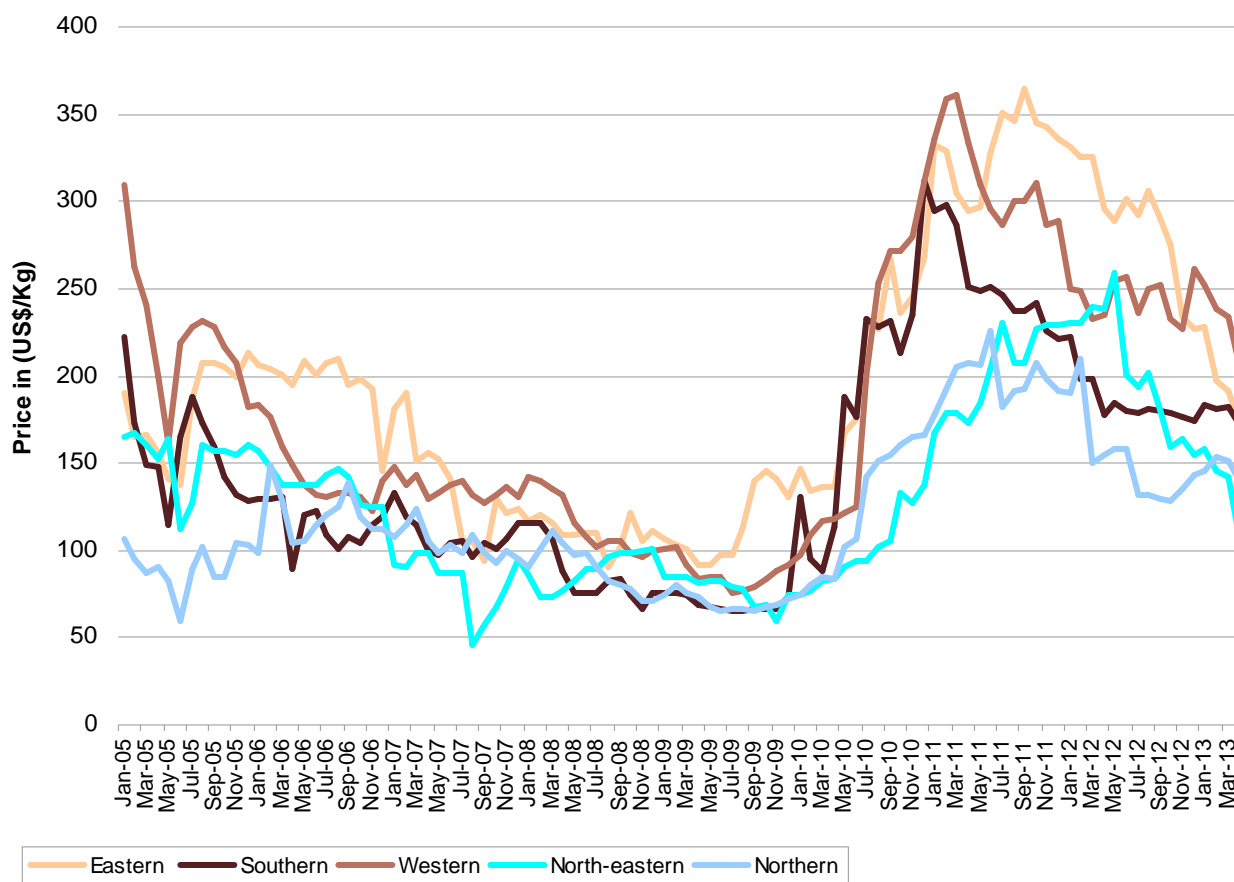


Table 4: Regional average⁹ price of dry opium at farm-gate and trader level in local currency

		Price of 1 kg of Dry Opium in local currency					
		Mar-13		Apr-13			
Region	Local currency	Farm-gate	Trader	Farm-gate	Trader	Change at farm-gate level (Apr-Mar) (%)	Change at trader level (Apr-Mar) (%)
Eastern region (Kunar, Laghman, Nangarhar)	Pakistani Rupee	18,418	18,688	16,625	16,946	-10%	-9%
Southern region (Hilmand, Kandahar, Uruzgan, Zabul)	Pakistani Rupee	16,705	17,782	15,764	16,789	-6%	-6%
Western region (Badghis, Ghor) *	Afghani	11,123	11,494	10,417	10,788	-6%	-6%
Western region (Farah, Hirat, Nimroz) *	Iranian Tuman	840,857	859,193	744,561	764,748	-11%	-11%
North-eastern region (Badakhshan, Kunduz, Takhar)	Afghani	6,861	7,644	4,891	5,926	-29%	-22%
Northern region (Baghlan, Balkh, Faryab)	Afghani	7,648	8,036	7,187	7,705	-6%	-4%

* Western region is divided in two groups because of prices available in two currencies

⁹ Simple average of all observations

FRESH OPIUM:

At the end of April 2013, the national average price of fresh opium decreased by 11% from **US\$ 161/kg** in March 2013 to **US\$ 143/kg in April 2013** at the farm-gate level. Similarly, the national average price of fresh opium at trader level decreased by 5% from **US\$ 168/kg** in March 2013 to **US\$ 159/kg this month (April 2013)**.

Graph 3: National average¹⁰ price of fresh opium at farm-gate and trader level, US\$/kg (August 2009 to April 2013)

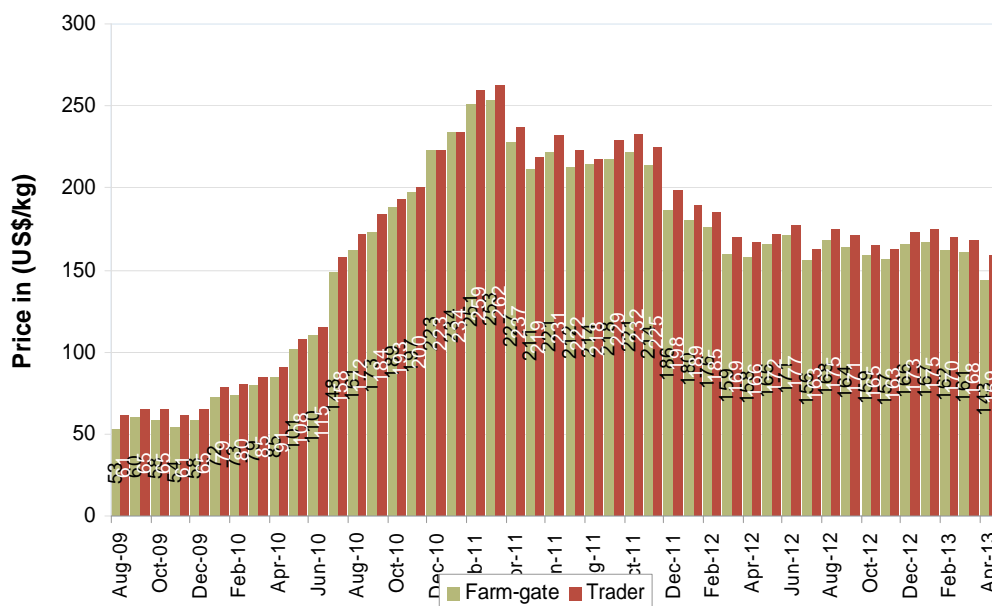


Table 5: Regional average¹¹ price of fresh opium at farm-gate and trader level in local currency

		Price of 1 kg of Fresh Opium in local currency					
		Mar-13		Apr-13			
Region	Local currency	Farm-gate	Trader	Farm-gate	Trader	Change at farm-gate level (Apr-Mar) (%)	Change at trader level (Apr-Mar) (%)
Eastern region (Kunar, Laghman, Nangarhar)	Pakistani Rupee	NA	NA	11,225	11,511	NA	NA
Southern region (Hilmand, Kandahar, Uruzgan, Zabul)	Pakistani Rupee	14,338	15,359	13,510	17,373	-6%	+13%
Western region (Badghis, Ghor) *	Afghani	8,802	9,093	8,128	8,388	-8%	-8%
Western region (Farah, Hirat, Nimroz) *	Imanian Tuman	770,319	784,306	673,652	687,639	-13%	-12%
North-eastern region (Badakhshan, Kunduz, Takhar)	Afghani	NA	NA	NA	NA	NA	NA
Northern region (Baghlan, Balkh, Faryab)	Afghani	6,653	7,011	6,066	6,553	-9%	-7%

* Western region is divided in two groups because of prices available in two currencies

¹⁰ Simple average of all observations

¹¹ Simple average of all observations

Table 6: Number of observations of dry and fresh opium prices

	Number of observations (n)		Number of provinces price collected
	Farm-gate price	Trader price	
Dry Opium	186	186	18
Fresh Opium	132	132	13

HEROIN:

There are several types of heroin available in Afghanistan with different quality. The prices of White powder (injection) in Nangarhar province, White powder (Crystal) in Kandahar and Balkh provinces, Off-white (Crystal)-100% in Badakhshan province and White powder-high quality (70-80% pure) in Hirat province are the most expensive heroin reported in Afghanistan. The cheapest heroin (**US\$ 41/kg**) is called as Khata # 2 reported in Nangarhar province.

Table 7: Prices of different types of Heroin in Afghanistan, (US\$/kg), Apr 2012 – Apr 2013

Province	Types of Heroin	Apr-12	May-12	Jun-12	Jul-12	Aug-12	Sep-12	Oct-12	Nov-12	Dec-12	Jan-13	Feb-13	Mar-13	Apr-13	Change (Apr-Mar) %
Badakhshan	Chara (20%)	1,008	1,299	1,160	1,456	1,364	1,733	1,511	1,561	1,442	1,451	1,232	1,221	1,095	-10%
	Off- white powder (Crystal) - 100%	4,613	4,798	4,545	3,883	3,411	5,199	4,722	4,879	4,037	4,062	3,506	3,475	3,323	-4%
Balkh	Bist powder	2,467	2,480	2,388	2,350	2,339	2,292	2,323	2,402	2,558	2,813	2,960	2,968	3,104	+5%
	White powder (Crystal)	4,573	4,579	4,427	4,388	4,385	4,275	4,231	4,255	4,347	4,424	4,354	4,274	4,199	-2%
Hirat	Morphine	1,047	1,295	1,306	1,298	1,429	1,191	946	872	984	931	861	915	839	-8%
	Off- white coarse powder (Crystal)	1,623	1,928	1,833	1,667	2,049	1,939	1,546	1,463	1,607	1,471	1,278	1,230	1,218	-1%
	White powder - high quality (70-80% pure)	na	4,250	4,031	3,794	3,941	3,271	2,603	2,491	2,787	2,613	2,361	2,574	2,409	-6%
	White powder - low quality (less than 50% pure)	2,618	2,500	2,389	2,227	2,365	1,939	1,577	1,494	1,639	1,562	1,389	1,459	1,388	-5%
Kandahar	Morphine	2,205	2,202	2,121	2,119	2,141	2,137	2,121	2,084	2,060	2,086	2,096	2,111	2,062	-2%
	Off- white powder (Batan) - high quality	2,040	2,037	1,983	1,960	1,927	1,816	1,803	1,771	1,761	1,868	1,880	1,853	1,856	+0%
	Off- white powder (Batan) - low quality	1,213	1,211	1,166	1,165	1,177	1,175	1,166	1,146	1,133	1,246	1,253	1,287	1,237	-4%
	White powder (Crystal)	3,473	3,414	3,287	3,284	3,372	3,312	3,287	3,230	3,213	3,270	3,205	3,295	3,197	-3%
Nangarhar	Bist powder	2,479	2,423	2,334	2,336	2,243	2,239	2,333	2,188	2,368	1,951	1,603	1,731	1,641	-5%
	Chara # 1	149	143	95	106	107	117	117	115	72	103	103	71	82	+15%
	Chara # 2	72	55	64	64	64	64	64	63	41	72	83	51	51	+1%
	Khata # 1	88	77	74	74	75	75	74	73	62	62	62	51	72	+41%
	Khata # 2	55	44	42	42	43	53	53	52	31	41	41	31	41	+34%
	Off- white powder (Batan)	3,526	3,469	3,342	3,504	3,311	3,306	3,520	3,126	3,192	3,080	2,895	2,952	2,872	-3%
	White powder (Injection)	4,848	4,735	4,562	4,459	4,593	4,425	4,644	4,168	4,222	4,107	4,033	4,072	3,898	-4%
Takhar	Off- white powder (Crystal) - 60%	3,008	3,199	2,901	2,427	2,534	2,696	2,550	2,635	2,403	2,418	2,085	2,067	1,990	-4%

Graph 4: Prices of different types of heroin in Afghanistan, (US\$/kg), April 2013

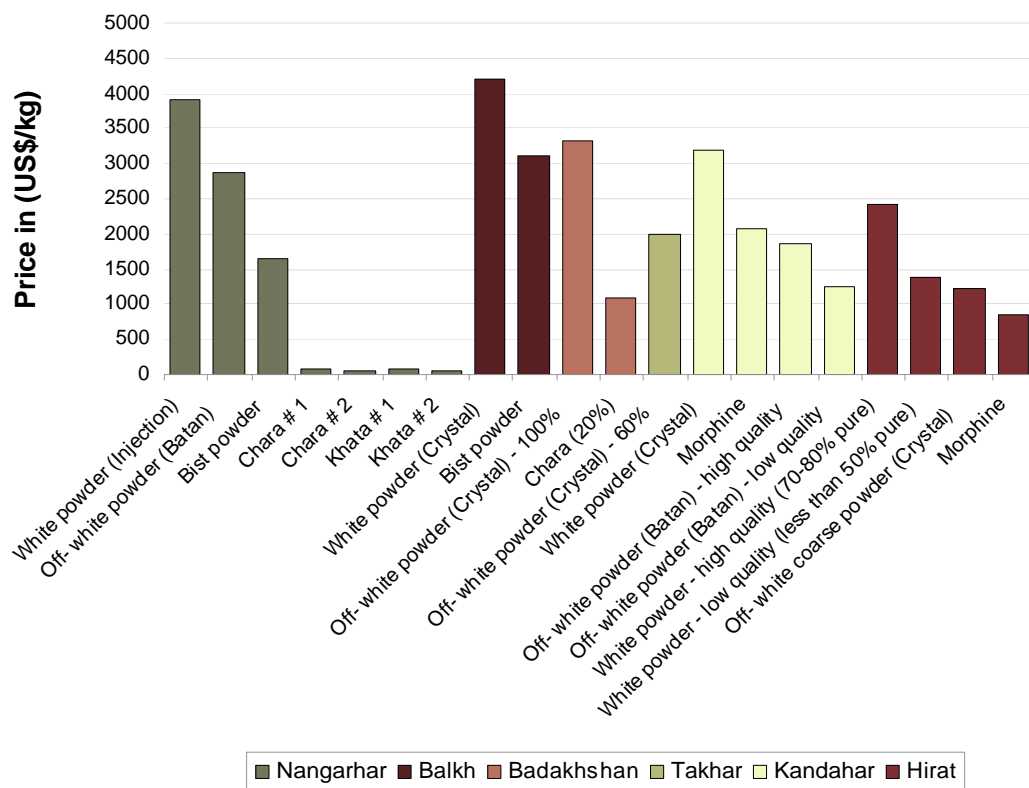


Table 8: Prices of 1 kilogram of different types of Heroin in local currency

Province	Types of heroin	Local currency	Prices of 1 kg of different types of heroin in local currency		Change (Apr-Mar) %
			Mar-13	Apr-13	
Badakhshan	Chara (20%)	Afghani	65,000	60,000	-8%
	Off- white powder (Crystal) - 100%	Afghani	185,000	182,000	-2%
Balkh	Bist powder	Afghani	159,000	170,000	+7%
	White powder (Crystal)	Afghani	229,000	230,000	+0%
Hirat	Morphine	Iranian Tuman	3,200,000	2960000	-8%
	Off- white coarse powder (Crystal)	Iranian Tuman	4,300,000	4300000	0%
	White powder - high quality (70-80% pure)	Iranian Tuman	9,000,000	8500000	-6%
	White powder - low quality (less than 50% pure)	Iranian Tuman	5,100,000	4900000	-4%
Kandahar	Morphine	Pakistani Rupee	205,000	200,000	-2%
	Off- white powder (Batan) - high quality	Pakistani Rupee	180,000	180,000	0%
	Off- white powder (Batan) - low quality	Pakistani Rupee	125,000	120,000	-4%
	White powder (Crystal)	Pakistani Rupee	320,000	310,000	-3%
Nangarhar	Bist powder	Pakistani Rupee	170,000	160,000	-6%
	Chara # 1	Pakistani Rupee	7,000	8,000	+14%
	Chara # 2	Pakistani Rupee	5,000	5,000	+0%
	Khata # 1	Pakistani Rupee	5,000	7,000	+40%
	Khata # 2	Pakistani Rupee	3,000	4,000	+33%
	Off- white powder (Batan)	Pakistani Rupee	290,000	280,000	-3%
	White powder (Injection)	Pakistani Rupee	400,000	380,000	-5%
Takhar	Off- white powder (Crystal) - 60%	Pakistani Rupee	110000	109000	-1%

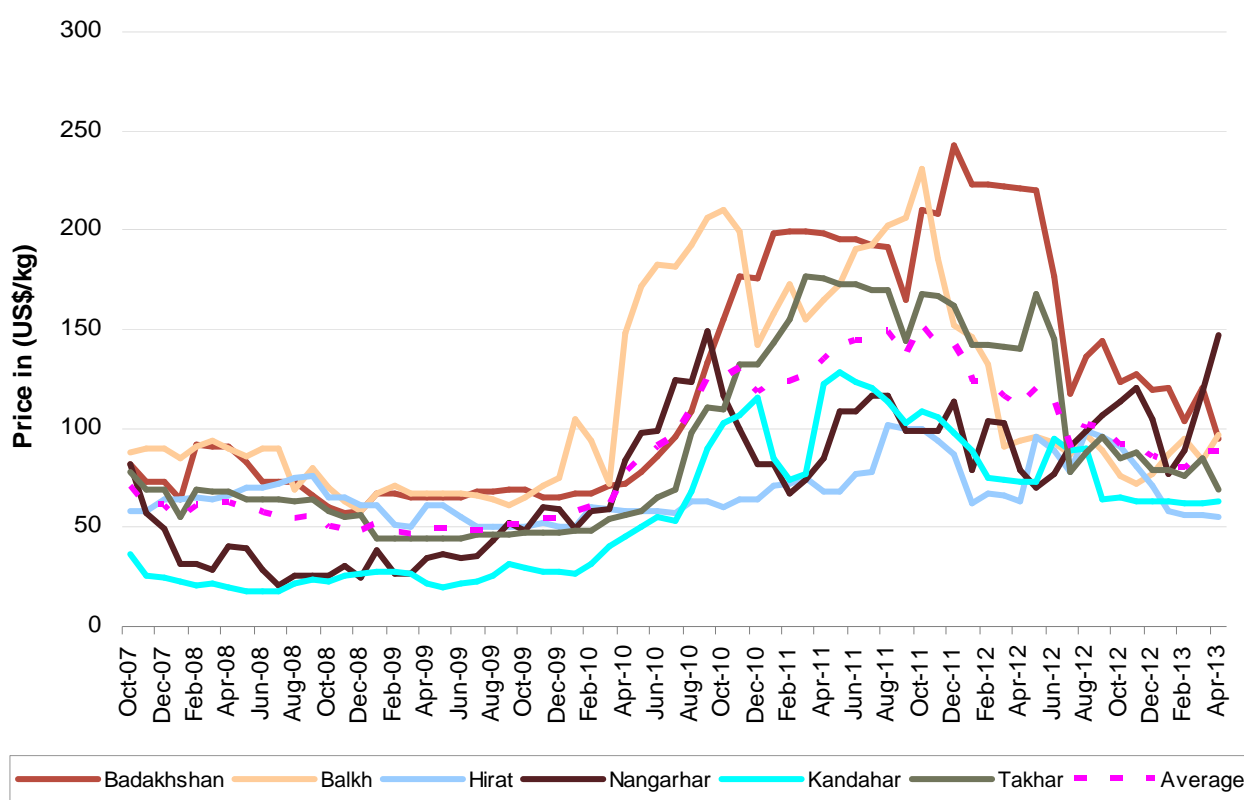
CANNABIS RESIN:

There are mainly three quality types of cannabis resin available in Afghanistan namely Garda # 1, # 2 and # 3 with quality as best, moderate and fair respectively. Garda #1 in Nangarhar province is the most expensive cannabis resin because of its best quality. Garda # 1 (Jooshi) of Balkh and Garda #1 (Shirak) of Badakhshan provinces was most expensive and popular because of it's high quality however it lost it's demand due to it's blending with lower quality hashish.

Table 9: Prices of different types of cannabis resin in Afghanistan, (US\$/kg), Apr 2012 - Apr 2013

Province	Types of cannabis resin	Apr-12	May-12	Jun-12	Jul-12	Aug-12	Sep-12	Oct-12	Nov-12	Dec-12	Jan-13	Feb-13	Mar-13	Apr-13	Change (Apr-Mar) %
Badakhshan	Garda # 1 (Shirak)	221	220	177	117	136	144	123	127	119	120	104	120	95	-21%
Balkh	Garda # 1 (Jooshi)	94	96	93	87	97	89	76	72	77	87	95	84	97	+15%
	Garda # 2 (Morchajosh)	60	64	68	62	78	73	60	57	62	70	76	69	82	+19%
Hirat	Garda # 1	63	96	89	78	99	96	91	81	71	58	56	56	55	-2%
	Garda # 2	42	60	56	48	62	67	65	53	36	29	36	37	37	+0%
Kandahar	Garda # 1	73	73	95	89	90	64	65	63	63	63	62	62	63	+1%
	Garda # 2	44	44	67	64	65	45	47	46	45	45	45	45	45	+1%
	Garda # 3	22	22	36	31	33	21	24	23	23	23	23	23	23	+1%
Nangarhar	Garda # 1	79	70	77	91	99	107	113	120	105	77	89	118	147	+25%
	Garda # 2	39	31	46	46	53	61	63	82	67	44	43	59	74	+25%
	Garda # 3	24	17	23	23	23	23	26	33	31	28	15	18	37	+109%
Takhar	Garda # 1 (Shirak)	140	168	145	78	88	96	85	88	79	79	76	85	69	-18%

Graph 5: Average¹² price of cannabis resin (Garda # 1, best quality) in US\$/kg, Oct 2007 Apr 2013



¹² Simple average of all observations

Graph 6: Prices of different types of cannabis resin in Afghanistan, (US\$/kg), April 2013

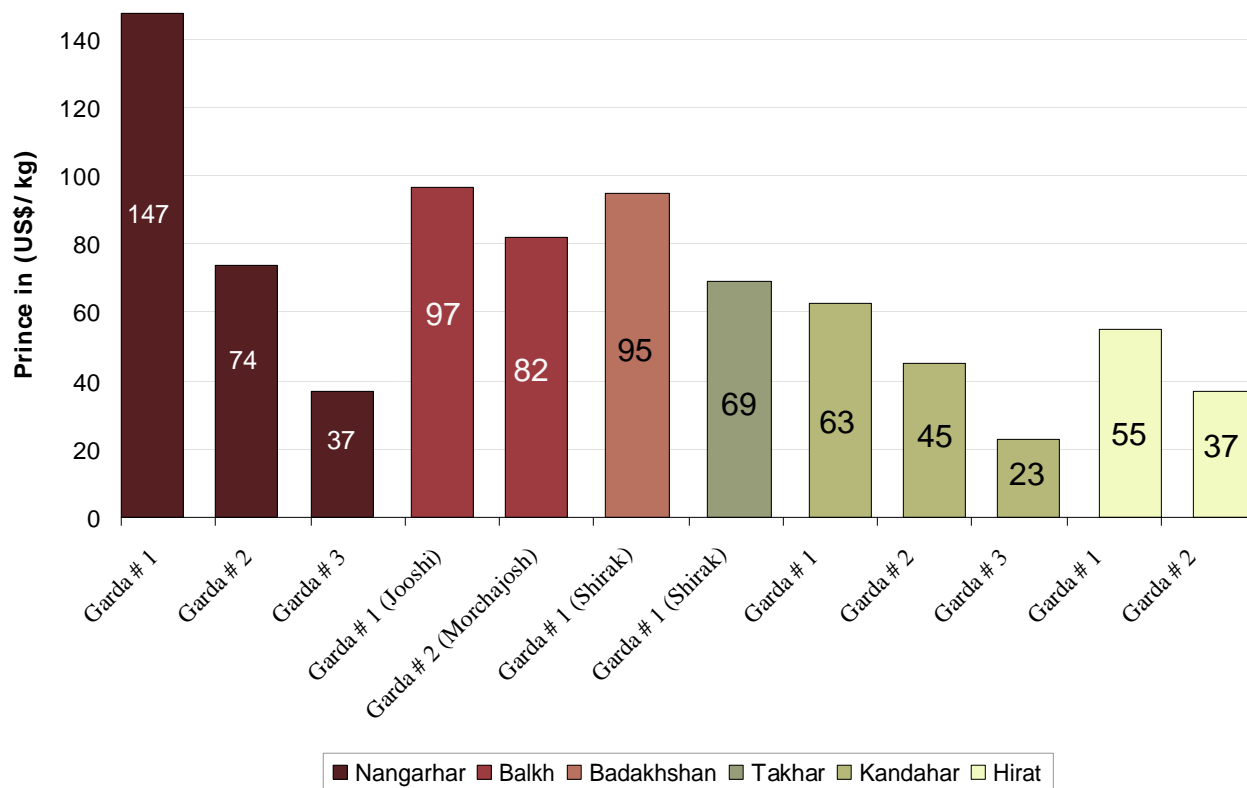


Table 10: Prices of 1 kilogram of different types of cannabis resin in Afghanistan in local currency, March 2013- April 2013

			Prices of 1 kg of different types of cannabis resin in local currency		Change (Apr-Mar) %
Province	Types of cannabis resin	Local currency	Mar-13	Apr-13	
Badakhshan	Garda # 1 (Shirak)	Afghani	6,400	5,200	-19%
Balkh	Garda # 1 (Jooshi)	Afghani	4,500	5,300	+18%
	Garda # 2 (Morchajosh)	Afghani	3,700	4,500	+22%
Hirat	Garda # 1	Iranian Tuman	197,000	193,500	-2%
	Garda # 2	Iranian Tuman	130,000	129,000	-1%
Kandahar	Garda # 1	Pakistani Rupee	6,089	6,089	+0%
	Garda # 2	Pakistani Rupee	4,378	4,378	+0%
	Garda # 3	Pakistani Rupee	2,222	2,222	+0%
Nangarhar	Garda # 1	Pakistani Rupee	11,428	14,285	+25%
	Garda # 2	Pakistani Rupee	5,714	7,142	+25%
	Garda # 3	Pakistani Rupee	1,714	3,571	+108%
Takhar	Garda # 1 (Shirak)	Afghani	4,500	3,800	-16%

LICIT CROPS:

Prices of wheat, cotton, saffron, rice (imported) and rice (local) collected in six provinces of Afghanistan are shown in below table.

Table 11: Prices of wheat, cotton, saffron, imported and local rice in Afghanistan in local currency, April 2013

Province	Types of crops	Price/Kg in Pakistani Rupee (PRs)	Price/Kg in Afghani (AFs)	Price/Kg in (US\$)
Badakhshan	Wheat	-	20	0.4
Badakhshan	Rice Imported	-	93	1.7
Badakhshan	Rice Local	-	50	0.9
Balkh	Wheat	-	17	0.3
Balkh	Cotton	-	32	0.6
Balkh	Rice Imported	-	60	1.1
Balkh	Rice Local	-	85	1.6
Hirat	Wheat	-	21	0.4
Hirat	Cotton	-	90	2
Hirat	Saffron	-	90,000	1643
Hirat	Rice Imported	-	90	1.6
Hirat	Rice Local	-	70	1.3
Kandahar	Wheat	52	-	0.5
Kandahar	Cotton	161	-	1.7
Kandahar	Rice Imported	105	-	1.1
Nangarhar	Wheat	34	-	0.4
Nangarhar	Cotton	175	-	1.8
Nangarhar	Rice Imported	135	-	1.4
Nangarhar	Rice Local	45	-	0.5
Takhar	Wheat	-	19	0.3
Takhar	Rice Imported	-	88	1.6
Takhar	Rice Local	-	40	0.7

Table 12: Prices of wheat, cotton, saffron, imported and local rice in Afghanistan, (US\$/kg), April 2012 - April 2013

Types of crops	Apr_12	May_12	Jun_12	Jul_12	Aug_12	Sep_12	Oct_12	Nov-12	Dec-12	Jan-13	Feb-13	Mar-13	Apr-13	Increase/Decrease (%)
Wheat	0.49	0.40	0.36	0.37	0.37	0.38	0.4	0.40	0.41	0.42	0.43	0.43	0.38	-12%
Cotton	1.60	1.70	1.60	1.60	1.60	1.70	1.6	1.5	1.3	1.4	1.4	1.4	1.4	-1%
Saffron	1604	1600	1553	1456	1465	1540	1511	1,805	1,728	1,746	1,708	1,689	1,643	-3%
Rice (Imported)	1.20	1.20	1.20	1.30	1.30	1.40	1.3	1.4	1.6	1.5	1.5	1.4	1.4	+0%
Rice (Local)	0.90	0.80	0.80	1.00	0.90	1.00	1.0	1.0	1.0	1.1	1.0	1.0	1.0	3%

CANNABIS AND POPPY SEEDS:

Prices of cannabis and poppy seeds are collected in eighteen provinces of Afghanistan are shown in below table.

Table 13: Prices of cannabis and poppy seeds in local currency, March 2013 – April 2013

Province	Types of seed	Local currency	Prices of 1 kg of cannabis seed and poppy seed in local currency		Change (Apr-Mar) (%)
			Mar-13	Apr-13	
Badakhshan	Poppy seed	Afghani	40	45	+13%
	Cannabis seed	Afghani	30	40	+33%
Baghlan	Poppy seed	Afghani	50	40	-20%
	Cannabis seed	Afghani	10	10	+0%
Balkh	Poppy seed	Afghani	40	30	-25%
	Cannabis seed	Afghani	24	25	+4%
Farah	Poppy seed	Afghani	28	43	+55%
	Cannabis seed	Afghani	25	25	+0%
Faryab	Poppy seed	Afghani	70	75	+7%
	Cannabis seed	Afghani	18	25	+39%
Hilmand	Poppy seed	Afghani	36	33	-6%
	Cannabis seed	Afghani	21	21	+0%
Hirat	Poppy seed	Afghani	48	50	+5%
	Cannabis seed	Afghani	50	48	-5%
Kabul	Poppy seed	Afghani	33	34	+3%
Kandahar	Poppy seed	Afghani	42.2	41	-3%
	Cannabis seed	Afghani	18.9	19	+0%
Kapisa	Poppy seed	Afghani	30	20	-33%
Kunar	Poppy seed	Pakistani Ruppee	29	29	+0%
Laghman	Poppy seed	Pakistani Ruppee	25	29	+14%
Logar	Cannabis seed	Afghani	29	30	+3%
Nangarhar	Poppy seed	Pakistani Ruppee	29	29	+0%
	Cannabis seed	Pakistani Ruppee	12	14	+22%
Paktya	Cannabis seed	Afghani	27	22	-19%
Takhar	Poppy seed	Afghani	35	40	+14%
	Cannabis seed	Afghani	25	30	+20%
Uruzgan	Poppy seed	Afghani	40	39	-3%
	Cannabis seed	Afghani	17.8	18	+0%
Zabul	Poppy seed	Afghani	42.2	40	-5%
	Cannabis seed	Afghani	20	20	+0%

Table 13: Prices of cannabis and poppy seeds in Afghanistan, (US\$/kg), April 2012 - April 2013

Types of seeds	Apr-12	May-12	Jun-12	Jul-12	Aug-12	Sep-12	Oct-12	Nov-12	Dec-12	Jan-13	Feb-13	Mar-13	Apr-13	Increase/Decrease (%)
Cannabis seed	0.42	0.50	0.49	0.45	0.46	0.43	0.42	0.42	0.35	0.44	0.42	0.42	0.44	+5%
Poppy seed	0.66	0.80	0.73	0.75	0.73	0.72	0.68	0.74	0.71	0.67	0.69	0.67	0.65	-3%

PRICES OF HEROIN, OPIUM AND HASHISH AT CONSUMER LEVEL:

The consumer prices of heroin, opium and hashish collected in different regions of Afghanistan are as below. The quality of product varies widely in different regions.

Graph 7: Regional average¹³ prices of heroin, opium and hashish at consumer level in (US\$/Kg), April 2013

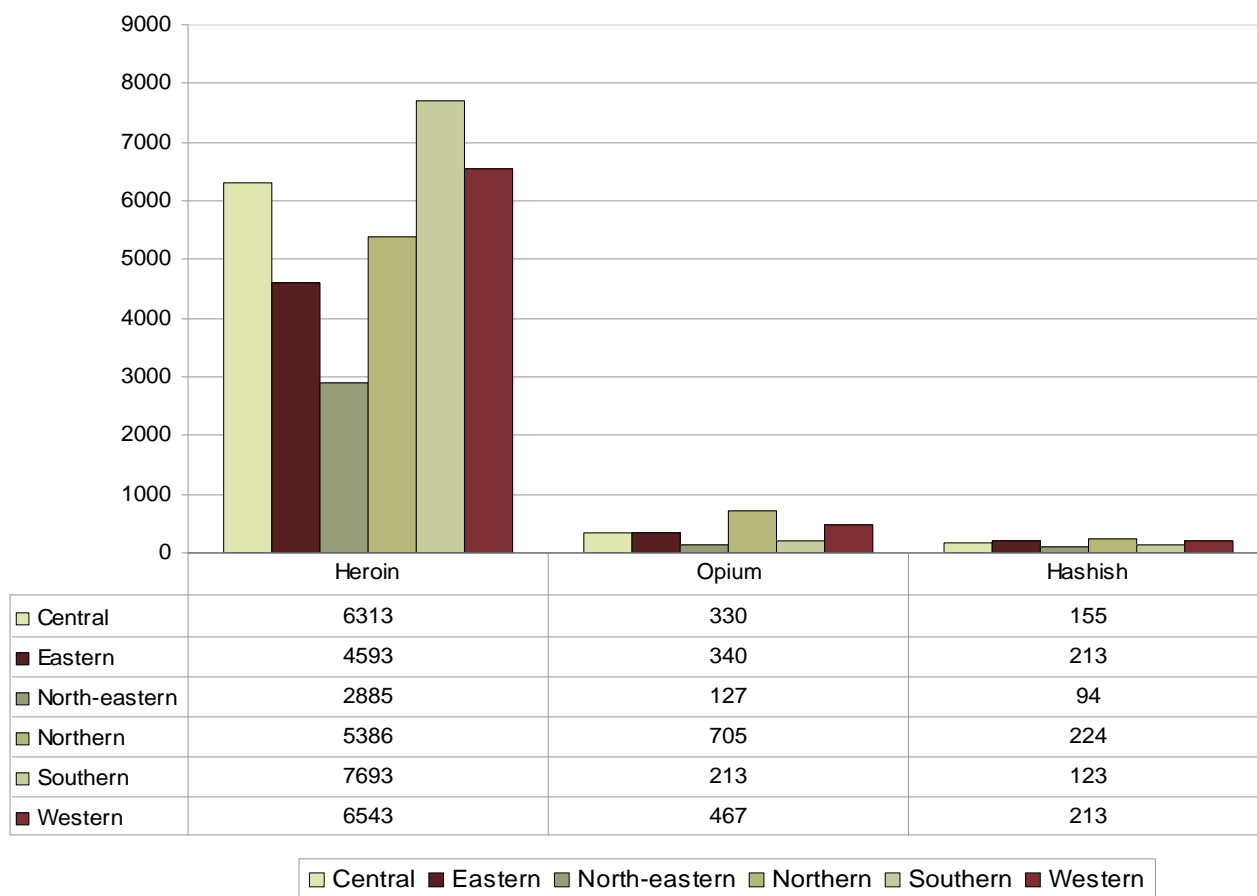


Table 15: Average¹⁴ prices of Heroin, Opium and Hashish at consumer level in Afghanistan, (US\$/kg), April 2012 - April 2013

Types of drug	Average prices in (US\$/kg)													Change (Apr-Mar) (%)
	Apr-12	May-12	Jun-12	Jul-12	Aug-12	Sep-12	Oct-12	Nov-12	Dec-12	Jan-13	Feb-13	Mar-13	Apr-13	
Heroin	6,716	6,414	6,635	6,460	6,715	6,379	6,070	5,922	5,826	5,885	5,335	5,004	5,369	+7%
Opium	488	494	492	471	436	438	423	456	458	448	470	447	391	-12%
Hashish	253	255	245	224	211	206	213	210	200	195	183	179	178	-1%

¹³ Simple average of all observations

¹⁴ Simple average of all observations

PRICES OF DRUGS IN PAKISTAN:

The prices of different types of opium, heroin and hashish reported from Peshawar and Quetta in Pakistan are as below:

A. PESHAWAR

OPIUM:

There are three types of dry opium namely Opium - Afghanistan (opium of Afghanistan), Opium - Terra and Opium - Tapa (adulterated) available in Peshawar, Pakistan. Opium-Terra is the most expensive opium reported in Peshawar.

Table 14: Prices of different types of opium in Peshawar, Pakistan in (US\$/Kg):

Types of opium	Apr-12	May-12	Jun-12	Jul-12	Aug-12	Sep-12	Oct-12	Nov-12	Dec-12	Jan-13	Feb-13	Mar-13	Apr-13	Change (Apr-Mar) %
Opium - Terra	457	463	424	409	406	455	455	478	453	331	320	433	485	+12%
Opium - Afghanistan	397	385	361	350	342	381	392	405	376	274	269	361	423	+17%
Opium - Tapa (adulterated)	253	253	180	181	176	196	201	239	190	191	196	227	330	+45%

HEROIN:

There are three types of heroin namely White (Injection), Yellow (Batan) and Saada (Ordinary) available in Peshawar, Pakistan. White (injection) type is the most expensive heroin reported in Peshawar.

Table 15: Prices of different types of heroin in Peshawar, Pakistan in (US\$/Kg):

Types of heroin	Apr-12	May-12	Jun-12	Jul-12	Aug-12	Sep-12	Oct-12	Nov-12	Dec-12	Jan-13	Feb-13	Mar-13	Apr-13	Change (Apr-Mar) %
Heroin - White (Injection)	5,124	5,066	4,934	4,990	4,913	5,084	5,031	5,041	4,994	4,855	4,804	4,893	4,950	+1%
Heroin - Yellow (Batan)	4,904	4,845	4,668	4,725	4,700	4,872	4,872	4,833	4,767	4,649	4,597	4,687	4,795	+2%
Heroin - Saada (Ordinary)	1,873	2,037	1,772	1,752	1,784	1,906	1,959	2,027	1,956	1,860	1,808	2,472	2,423	-2%

HASHISH:

There are three types of hashish namely Hashish - Garda # 1, # 2 and # 3 available in Peshawar, Pakistan. Hashish-Garda#1 is the most expensive hashish reported in Peshawar.

Table 16: Prices of different types of Hashish in Peshawar, Pakistan in (US\$/Kg):

Types of hashish	Apr-12	May-12	Jun-12	Jul-12	Aug-12	Sep-12	Oct-12	Nov-12	Dec-12	Jan-13	Feb-13	Mar-13	Apr-13	Change (Apr-Mar) %
Hashish - Garda # 1	628	551	541	573	566	572	551	551	525	532	527	670	681	+2%
Hashish - Garda # 2	408	418	403	393	385	392	381	405	360	372	362	618	629	+2%
Hashish - Garda # 3	253	363	340	340	331	318	307	218	278	289	279	484	495	+2%

Table 17: Prices of different types of drugs in Peshawar, Pakistan in local currency, (Pak Rupee/kg):

Types of drugs	Price in (Pakistani Rupee)/kg		
	Mar-13	Apr-13	Change (Apr-Mar) %
Opium -Afghanistan	35,000	41,000	+17%
Opium -Tapa (Adulterated)	22,000	32,000	+45%
Opium –Terra	42,000	47,000	+12%
Heroin -White (Injection)	475,000	480,000	+1%
Heroin -Yellow (Batan)	455,000	465,000	+2%
Heroin -Saada (Ordinary)	240,000	235,000	-2%
Hashish -Garda # 1	65,000	66,000	+2%
Hashish -Garda # 2	60,000	61,000	+2%
Hashish -Garda # 3	47,000	48,000	+2%

B. QUETTA

OPIUM:

Table 18: Prices of different quality of opium in Quetta, Pakistan in (US\$/Kg):

Quality of opium	Aug-12	Sep-12	Oct-12	Nov-12	Dec-12	Jan-13	Feb-13	Mar-13	Apr-13	Change (Apr-Mar) %
High quality	427	455	488	488	494	517	534	565	598	+6%
Medium quality	385	402	424	446	453	465	462	482	495	+3%
Low quality	320	371	371	382	412	413	411	431	433	+0%

HEROIN:

Table 19: Prices of different quality of heroin in Quetta, Pakistan in (US\$/Kg):

Quality of heroin	Aug-12	Sep-12	Oct-12	Nov-12	Dec-12	Jan-13	Feb-13	Mar-13	Apr-13	Change (Apr-Mar) %
High quality (Crystal)	6,409	6,355	6,362	6,365	6,385	6,457	6,472	6,570	6,703	+2%
Medium quality	3,739	3,601	3,817	3,819	3,707	3,719	3,852	3,901	3,970	+2%
Low quality	2,670	2,383	2,121	2,016	2,060	2,118	2,055	2,207	2,269	+3%

HASHISH:

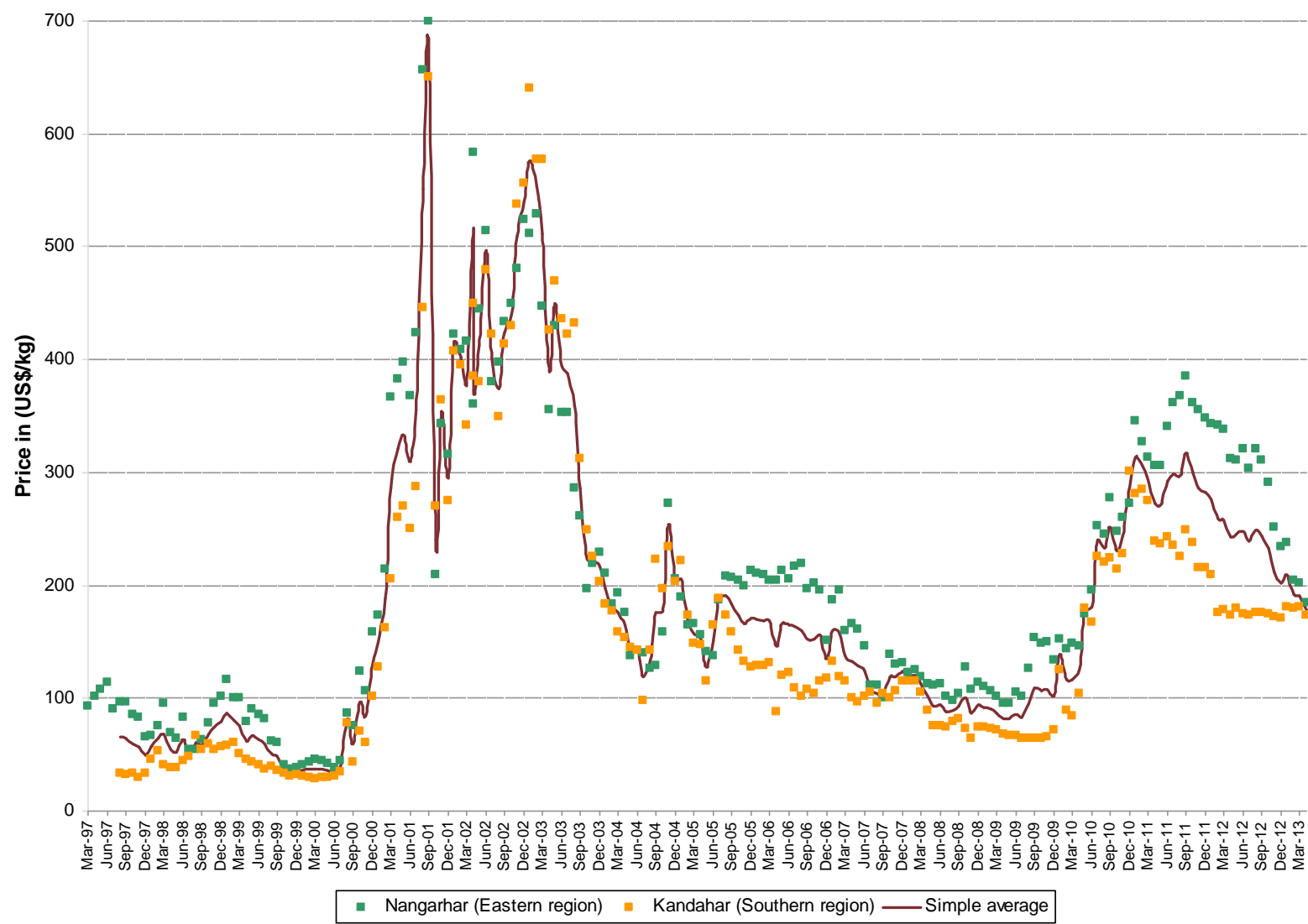
Table 20: Prices of different quality of Hashish in Quetta, Pakistan in (US\$/Kg):

Quality of hashish	Aug-12	Sep-12	Oct-12	Nov-12	Dec-12	Jan-13	Feb-13	Mar-13	Apr-13	Change (Apr-Mar) %
High quality	342	360	382	382	412	465	462	513	516	+1%
Medium quality	299	318	339	339	360	393	411	431	443	+3%

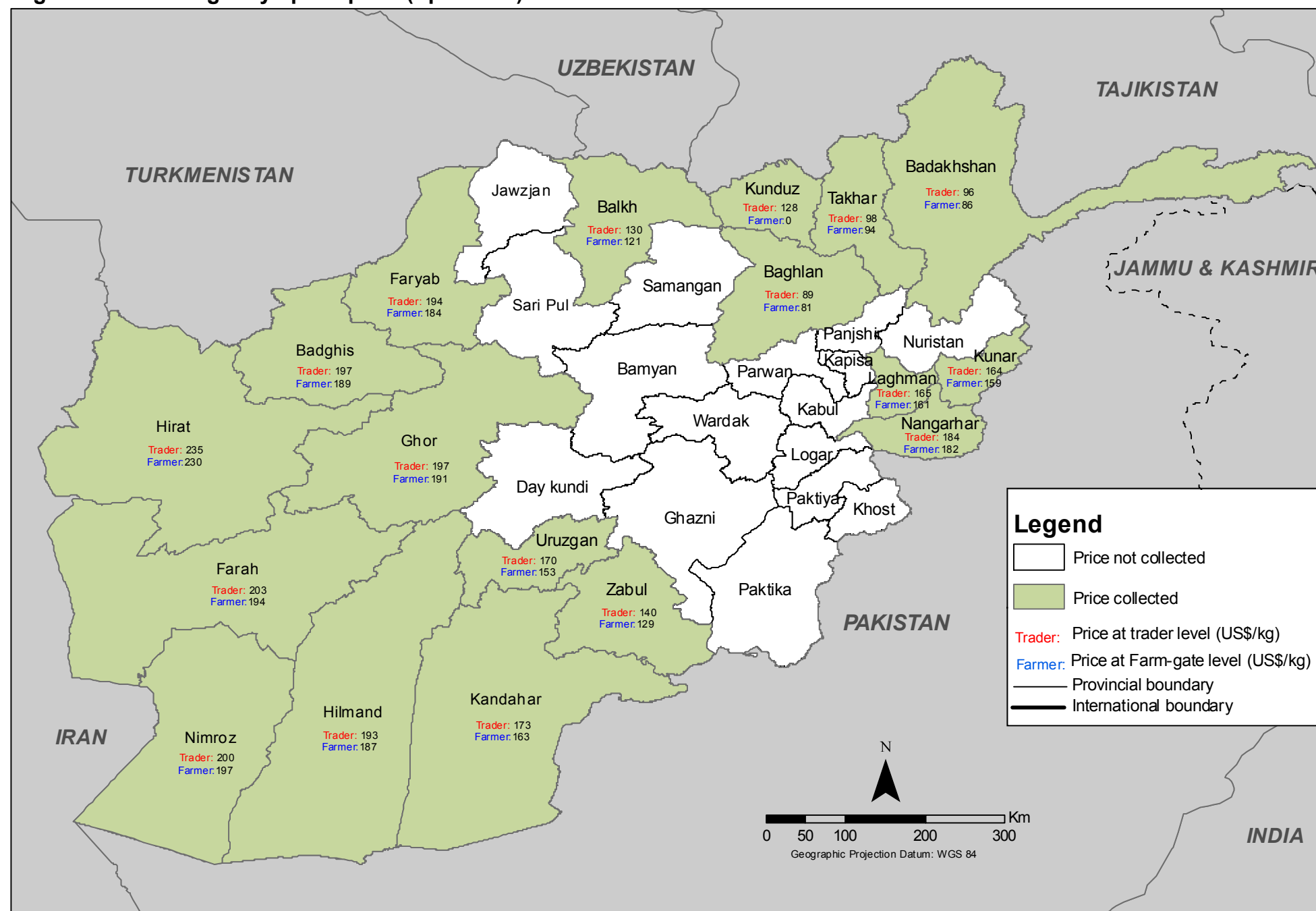
Table 21: Prices of different types of drugs in Quetta, Pakistan in local currency, (Pak Rupee/kg):

Types of drugs	Price in (Pakistani Rupee)/kg		Change (Apr-Mar) %
	Mar-13	Apr-13	
Opium -High quality	55,000	58,000	+5%
Opium -Medium quality	47,000	48,000	+2%
Opium -Low quality	42,000	42,000	+0%
Heroin -High quality (Crystal)	640,000	650,000	+2%
Heroin -Medium quality	380,000	385,000	+1%
Heroin -Low quality	215,000	220,000	+2%
Hashish -High quality	50,000	50,000	+0%
Hashish -Medium quality	42,000	43,000	+2%

Graph 8: Average price of dry opium collected from traders in Nangarhar and Kandahar provinces (US\$/Kg), March 1997 – April 2013



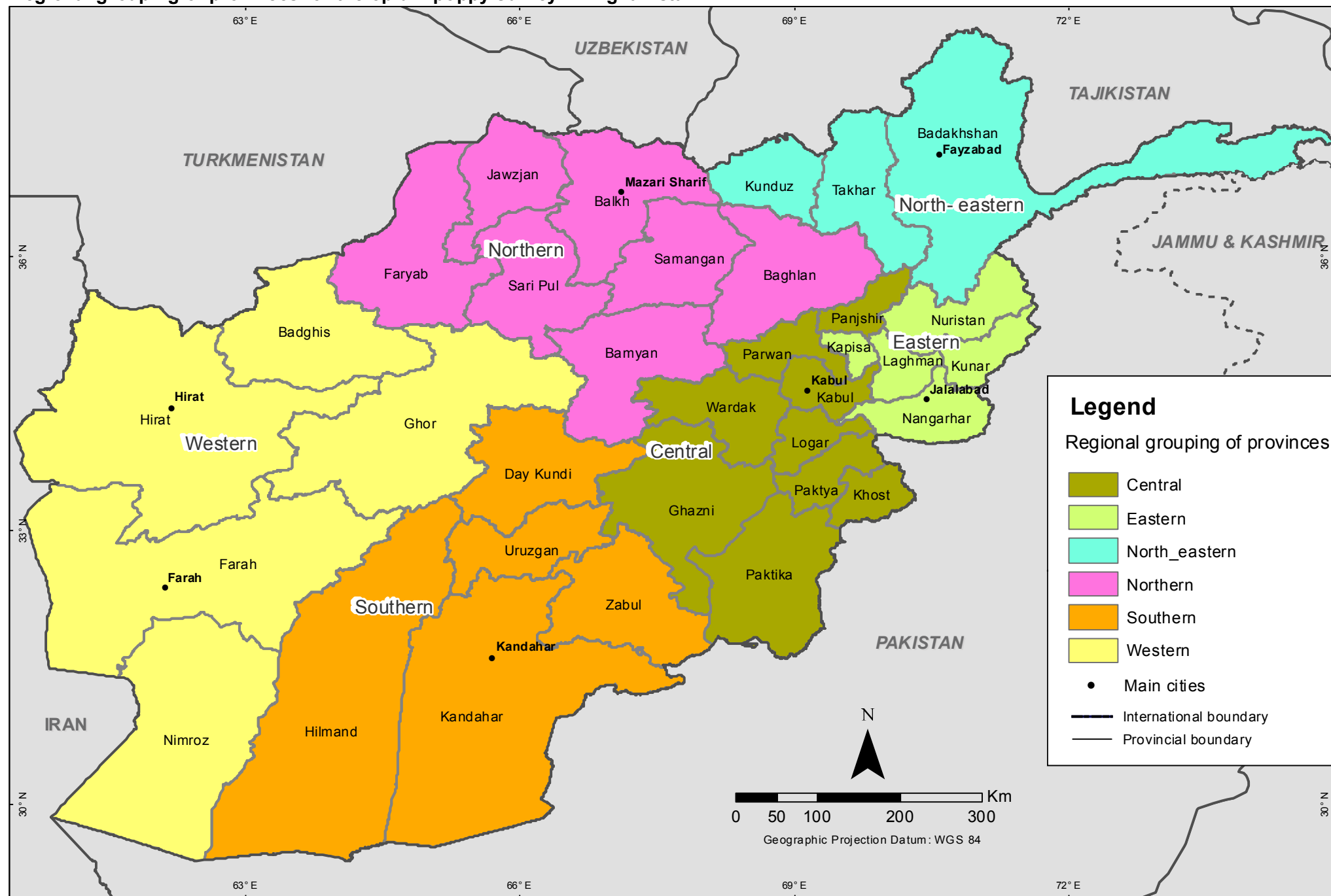
Afghanistan: Average dry opium price (April 2013)



Source: Government of Afghanistan - National monitoring system implemented by MCN / UNODC

Note: The boundaries and names shown and the designations used on this map do not imply official endorsement or acceptance by the United Nations.

Regional grouping of provinces for the opium poppy survey in Afghanistan



Source: Government of Afghanistan. National monitoring system implemented by UNODC

Note: The boundaries and names shown and the designations on this map do not imply official endorsement or acceptance by the United Nations.