



**Islamic Republic of Afghanistan  
Ministry of Counter Narcotics  
Survey Narcotics Directorate**

**April 2019**

## **Afghanistan Drug Price Monitoring Monthly Report**



**Ministry of Counter Narcotics, Islamic Republic of Afghanistan, Kabul**

## **ACKNOWLEDGEMENTS**

The following organization and individuals contributed to the drug price data collection, analysis and preparation of this report:

### **Ministry of Counter-Narcotics**

Sayed Najibullah Ahmadi (Director of Narcotics Survey Directorate), Saraj Ahmad Yousufzai (Deputy Director of Narcotics Survey Directorate), Nasir Ahmad Karimi (Deputy Director of Narcotics Survey Directorate), Mohammad Ajmal Sultani (Statistical Data Analyst), Mohammad Hakim Hayat (GIS & Remote sensing analyst ), Ahmad Shabir Tayeeb (GIS & Remote Sensing Analyst), Sayed Shahenshah Sadat (Quality Control and Digit Specialist), Ahmad Mustafa Safi (Database Analysis & Statistics Member), Najeem Alcozai (Database Analysis & Statistics Member), Karimdad Qadari (Database Analysis & Statistics Member), and Salma Rezayee ( Admin Officer).

### **Survey Coordinators**

Mohammad Yonus Haqdost (Central Region), Mohammed Ishaq Anderabi (North-Eastern Region), Mojir Fayaz (Western Region), Fida Mohammad (Northern Region), Khalil Ahmad (Southern Region) and Abdullah Dawodkhel (Eastern Region).

### **Abbreviations**

MCN: Ministry of Counter Narcotics

## **CONTENTS:**

<b>1</b>	<b>KEY FINDINGS:</b> .....	<b>4</b>
	<b>1.1 Trends of drug prices</b> .....	<b>4</b>
<b>2</b>	<b>INTRODUCTION:</b> .....	<b>5</b>
<b>3</b>	<b>OPIUM:</b> .....	<b>6</b>
	<b>3.1. Dry opium</b> .....	<b>6</b>
	<b>3.1.1 Dry Opium (Chaynaki Quality)</b> .....	<b>8</b>
<b>3.2</b>	<b>FRESH OPIUM:</b> .....	<b>9</b>
<b>4</b>	<b>HEROIN:</b> .....	<b>10</b>
<b>5</b>	<b>CANNABIS RESIN:</b> .....	<b>11</b>
<b>6</b>	<b>SEEDS: CANNABIS AND POPPY</b> .....	<b>13</b>
<b>7</b>	<b>PRICES OF HEROIN, OPIUM AND HASHISH AT CONSUMER LEVEL:...</b>	<b>14</b>
<b>8</b>	<b>PRICE OF ACETIC ANHYDRIDE</b> .....	<b>14</b>
<b>9</b>	<b>LICIT CROPS:</b> .....	<b>15</b>
<b>10</b>	<b>METHODOLOGY:</b> .....	<b>16</b>

# 1 KEY FINDINGS:

## 1.1 Trends of drug prices.

	By Month			By Year		
	Mar_2019	Apr_2019	Change %	Apr_2018	Apr_2019	Change %
Dry opium Farm-gate price (US\$/Kg)	73	67	-8%	103	67	-34%
Dry opium Trader price (US\$/Kg)	78	72	-7%	111	72	-35%
Fresh Opium Farm-gate price (US\$/Kg)	57	52	-8%	89	52	-42%
Fresh Opium Trader price (US\$/Kg)	63	58	-8%	98	58	-41%
Heroin High Quality	2,394	2,300	-4%	3,085	2,300	-25%
Heroin Medium Quality	1,784	1,675	-6%	2,040	1,675	-18%

## **2 INTRODUCTION:**

The Afghanistan Drug Price-monitoring is implemented by the Ministry of Counter Narcotics (MCN) of Afghanistan monthly. The monitoring of drug prices is carried out in selected provinces of Afghanistan since 1994 (18 provinces as of September 2011). The results provide a detailed picture of the prices of opiates.

The price of the opiates contributes towards understanding the opiate economy in Afghanistan and published in the Afghanistan opium survey reports annually.

The price monitoring includes major licit crops and precursor-chemicals. Fresh attempts are made to include the prices of syntactic drugs as well.

### 3 OPIUM:

#### 3.1. Dry opium

##### Farm-gate price:

The national average price for one kilogram of dry opium in Afghanistan at the farm-gate level was **US\$ 67 kg** at the end of April 2019 which is 8% lower compared to price reported in March 2019 (US\$ 73/kg). The average dry opium price at the farm-gate level in April 2019 is 34% lower than the price reported in April 2018 which was US\$ 103/kg.

**Figure 1: National average price of dry opium at farm-gate level from (June 2004 to April 2019)**



**Table 1: Regional average farm-gate price of dry opium US\$/Kg (March 2019 to April 2019)**

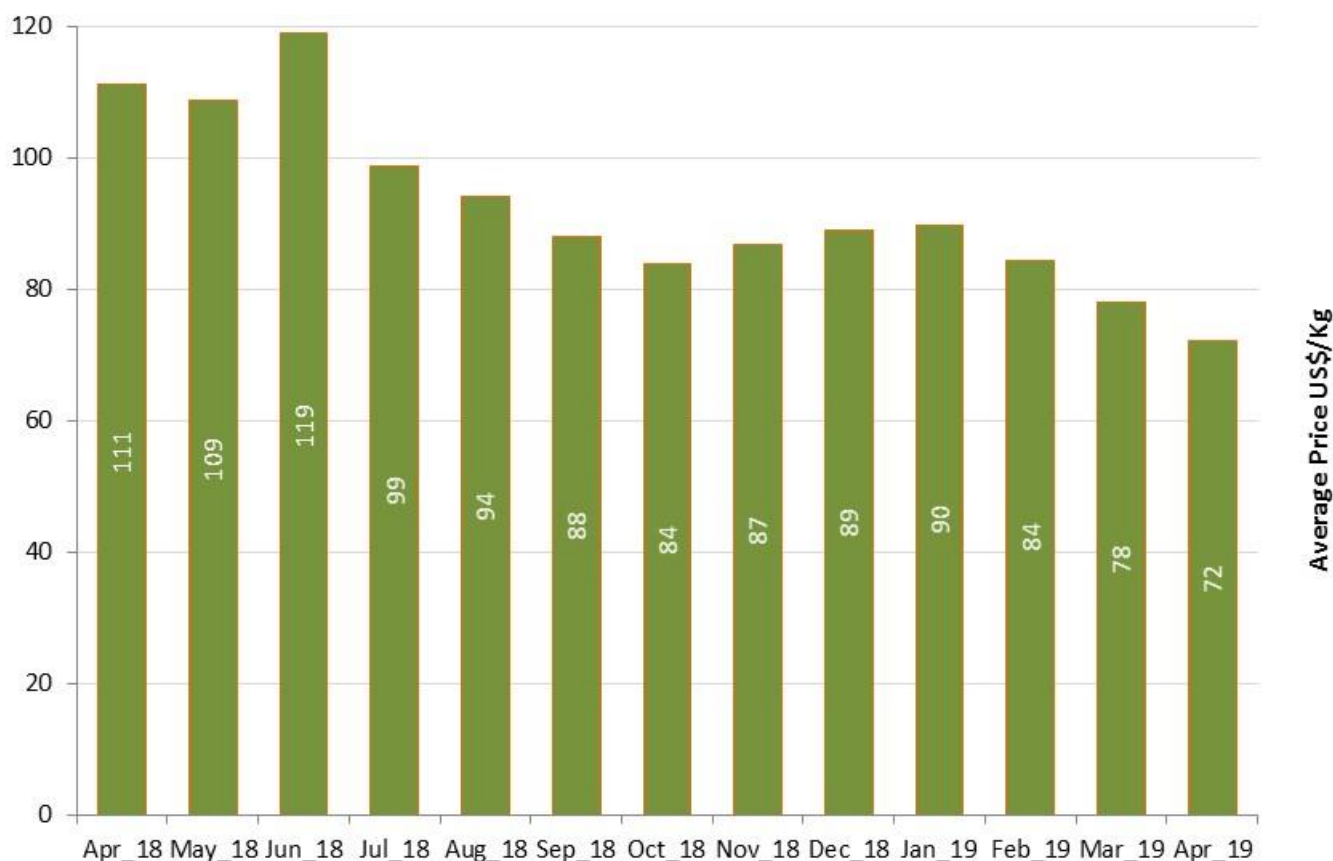
Region	Price of Dry Opium (US\$/Kg)		Price change (%)
	Mar-19	Apr-19	
Eastern region (Kunar, Laghman, Nangarhar)	106	96	-10%
Southern region (Hilmand, Kandahar, Uruzgan, Zabul)	80	72	-9%
Western region (Badghis, Farah, Ghor, Hirat, Nimroz)	88	82	-7%
North-eastern region (Badakhshan, Kunduz, Takhar)	34	32	-5%
Northern region (Baghlan, Balkh, Faryab, Sur-Pul, Jawzjan, Samangan )	48	46	-5%
<b>Average</b>	<b>73</b>	<b>67</b>	<b>-8%</b>

### Trader price:

The national average dry opium price collected from traders was **US\$ 72/kg** at the end of April 2019 showing **7%** decrease compared to the price reported last month (March 2019) (**US\$ 78/kg**). The average dry opium price at trader level in April 2019 is **35%** lower than the price reported last year (April 2018) which was **US\$ 111/kg**.

Dry opium price collected from traders has decreased by 9%, 9%, 6%, 5% and 4% in Southern, Eastern, Western, Northern and North-eastern regions respectively.

**Table 2: National average price of dry opium at Trader level US\$/kg (April 2018 to April 2019)**



**Figure 2: Regional average price of dry opium from traders US\$/Kg (March 2019 to April 2019)**

Region	Price of Dry Opium (US\$/Kg)		Price change (%)
	Mar-19	Apr-19	
Eastern region (Kunar, Laghman, Nangarhar)	109	99	-9%
Southern region (Hilmand, Kandahar, Uruzgan, Zabul)	87	79	-9%
Western region (Badghis, Farah, Ghor, Hirat, Nimroz)	94	88	-6%
North-eastern region (Badakhshan, Kunduz, Takhar)	37	36	-4%
Northern region (Baghlan, Balkh, Faryab, Sur-Pul, Jawzjan, Samangan )	54	51	-5%
Average	78	72	-7%

### 3.1.1 Dry Opium (Chaynaki Quality)

#### Farm-gate price:

Price of opium (dry) was not found to be varying with quality in different regions. In Balkh and Hilmand provinces another quality of dry opium by the name of **Chaynaki** is available at the farm-gate and trader level. The **Chaynaki** quality of dry opium is more air dried than other varieties. The average price of 1 kilogram of **Chaynaki** dry opium at farm-gate level in Balkh province is **US\$ 72/kg** in April 2019 showing a decrease of 10% compared to the price reported in March 2019 (**US\$ 80**). The average price of 1 kilogram of Chaynaki dry opium at the farm-gate level in Hilmand province is **US\$ 146/kg** in April 2019 with a decreased by 10% compared to the price reported in March (**US\$ 163**).

**Table 3: Aaverage price of dry opium (Chaynaki quality) at farm-gate level (US\$/Kg)**

Dry Opium (Chaynaki quality)	Balkh		Price change (Apr-Mar) %	Hilmand		Price change (Apr-Mar) %
	Mar-19	Apr-19		Mar-19	Apr-19	
<i>Farm-gate price (US\$/Kg)</i>	80	72	-10%	163	146	-10%

#### Trader price:

In Balkh province, the average price of 1 kilogram of **Chaynaki** dry opium at trader level is **US\$ 79/kg** in April 2019 showing a decrease of 9% compared to the price reported in March 2019 (**US\$ 87/kg**). In Hilmand province, the average price of 1 kilogram of **Chaynaki** dry opium at trader level is **US\$ 153/kg** in April 2019 with a decreased by 10% compared to the price reported in March 2019 (**US\$ 170**).

**Table 4: Average price of dry opium (Chaynaki quality) at trader level (US\$/Kg)**

Dry Opium (Chaynaki quality)	Balkh		Price change (Apr-Mar) %	Hilmand		Price change (Apr-Mar) %
	Mar-19	Apr-19		Mar-19	Apr-19	
<i>Trader price (US\$/Kg)</i>	87	79	-9%	170	153	-10%

**Table 5: Regional average price of dry opium at farm-gate and trader level in other than USD Currency.**

Region	Local currency	Price of 1 kg of Dry Opium in local currency				Change at farm-gate level (Apr-Mar) (%)	Change at trader level (Apr-Mar) (%)
		Mar-19		Apr-19			
		Farm-gate	Trader	Farm-gate	Trader		
Eastern region (Kunar, Laghman, Nangarhar)	Pakistani Rupee	14,871	15,229	13,547	13,905	-9%	-9%
Southern region (Hilmand, Kandahar, Uruzgan, Zabul)	Pakistani Rupee	11,149	12,146	10,211	11,173	-8%	-8%
Western region (Badghis, Ghor) *	Afghani	4,821	5,905	4,321	5,405	-10%	-8%
Western region (Farah, Hirat, Nimroz) *	Imanian Tuman	1,379,292	1,421,168	1,400,668	1,442,582	+2%	+2%
North-eastern region (Badakhshan, Kunduz, Takhar)	Afghani	2,582	2,812	2,516	2,759	-3%	-2%
Northern region (Baghlan, Balkh, Farvab, Suri-Pul, Jawzjan Samangan)	Afghani	3,636	4,056	3,839	4,271	+6%	+5%

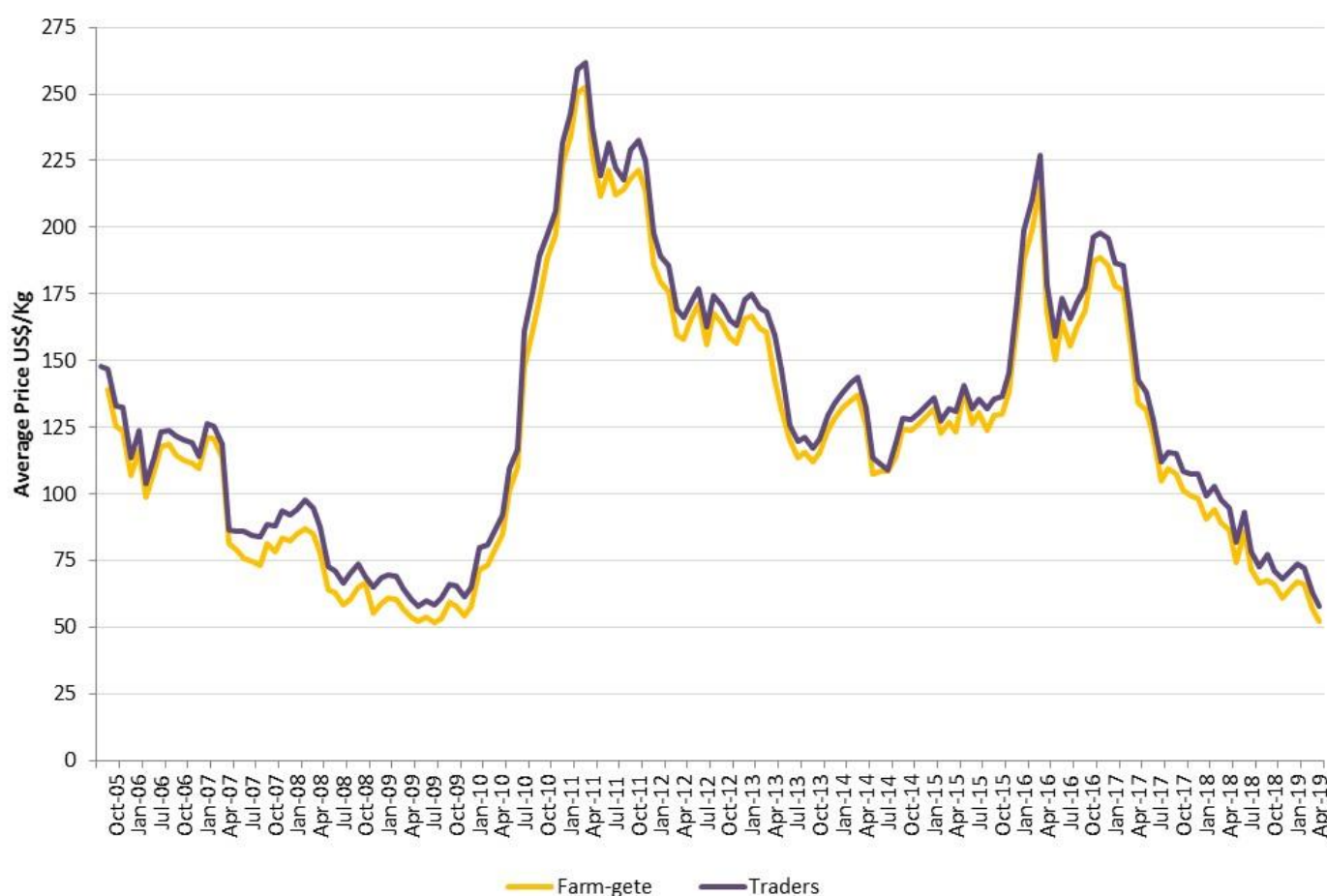
\* Western region is divided into two groups because of prices available in two currencies



## 3.2 FRESH OPIUM:

At the end of April 2019, the national average price of fresh opium decreased by **8%** from **US\$ 57/kg** in **March 2019** to **US\$ 52/kg** in **April 2019** at the farm-gate level. (Similarly, the national average price of fresh opium at trader level decreased by **8%** from **US\$ 63/kg** in March 2019 to **US\$ 58/kg** in April 2019).

**Figure 3: National average price of fresh opium at farm-gate and trader level, US\$/kg (Jun 2005 to April 2019)**



**Table 6: Regional average price of fresh opium at farm-gate and trader level in other than USD currency.**

Region	Local currency	Price of 1 kg of Fresh Opium in local currency				Change at farm-gate level (Apr-Mar) (%)	Change at trader level (Apr-Mar) (%)
		Mar-19		Apr-19			
		Farm-gate	Trader	Farm-gate	Trader		
Eastern region (Kunar, Laghman, Nangarhar)	Pakistani Rupee	NA	NA	NA	NA	NA	NA
Southern region (Hilmand, Kandahar, Uruzgan, Zabul)	Pakistani Rupee	9,577	10,644	8,666	9,688	-10%	-9%
Western region (Badghis, Ghor) *	Afghani	2,179	2,942	1,679	2,442	-23%	-17%
Western region (Farah, Hirat, Nimroz) *	Imanian Tuman	1,127,282	1,166,944	1,148,696	1,188,358	+2%	+2%
North-eastern region (Badakhshan, Kunduz, Takhar)	Afghani	NA	NA	NA	NA	NA	NA
Northern region (Baghlan, Balkh, Farvab, Suri-Pul, Jawzian Samangan)	Afghani	2,953	3,365	3,118	3,518	+6%	+5%

\* Western region is divided into two groups because of prices available in two currencies.

## HEROIN:

There are several types of heroin available in Afghanistan with different quality. The prices of White powder (injection) in Nangarhar province, White powder (Crystal) in Kandahar and Balkh provinces, Off-white (Crystal)-100% in Badakhshan province and White powder-high quality (70-80% pure) in Hirat province are the most expensive heroin reported in Afghanistan. The cheapest heroin (US\$ 50/kg) is called as Khata # 2 reported in Nangarhar province.

**Table 7: Prices of different types of Heroin in Afghanistan (US\$/kg), April 2018 – April 2019**

Province	Types of Heroin	Apr-18	May-18	Jun-18	Jul-18	Aug-18	Sep-18	Oct-18	Nov-18	Dec-18	Jan-19	Feb-19	Mar-19	Apr-19	Change (Apr-Mar) %
Badakhshan	Chara (20%)	561	201	210	202	NA	NA	NA	1,408	2,267	1,504	1,203	1,217	904	-26%
	Off- white powder (Crystal) - 100%	2,807	2,708	2,649	2,016	2,621	2,987	2,203	2,011	2,533	1,605	1,603	1,600	1,303	-19%
Balkh	Best powder	3,172	3,152	3,195	3,228	3,244	3,144	3,198	2,844	3,360	2,764	2,740	2,608	2,492	-4%
	White powder (Crystal)	3,915	3,863	3,889	3,949	4,003	4,006	4,064	3,638	4,155	3,328	3,325	3,300	3,184	-4%
Hirat	Morphine	4,353	4,881	5,646	3,257	3,090	2,993	2,991	3,808	3,112	3,090	3,306	3,112	3,102	0%
	White powder - high quality (70-80% pure)	4,510	5,076	5,869	3,386	3,212	3,111	3,110	3,655	3,006	2,960	3,167	2,981	2,971	0%
	White powder - low quality (less than 50% pure)	2,673	2,981	3,454	1,986	1,884	1,838	1,826	2,227	1,834	1,799	1,925	1,819	1,813	0%
Kandahar	Morphine	2,123	2,171	2,147	1,991	2,031	2,063	1,961	1,989	2,020	2,056	2,015	1,827	1,770	-3%
	Off- white powder (Batan) - high quality	1,196	1,216	1,239	1,210	1,218	1,246	1,207	1,260	1,284	1,299	1,223	1,074	991	-8%
	Off- white powder (Batan) - low quality	867	955	974	937	894	922	905	943	938	974	935	860	779	-9%
	White powder (Crystal)	2,600	2,692	2,642	2,515	2,559	2,549	2,413	2,431	2,417	2,453	2,374	2,221	2,124	-4%
Nangarhar	Best powder	1,265	1,273	1,228	1,144	1,206	1,208	1,123	1,144	1,096	1,112	1,117	1,091	1,077	-1%
	Chara # 1	74	78	78	74	79	81	76	71	78	79	79	78	75	-4%
	Chara # 2	56	59	59	54	57	57	52	52	54	54	58	55	53	-3%
	Khata # 1	62	65	62	57	61	62	60	54	60	61	61	57	57	-1%
	Khata # 2	55	56	58	53	55	55	51	47	53	53	54	51	50	-3%
	Off- white powder (Batan)	2,599	2,615	2,513	2,358	2,477	2,480	2,306	2,296	2,232	2,237	2,242	2,204	2,176	-1%
	White powder (Injection)	2,998	3,013	2,892	2,700	2,844	2,853	2,650	2,647	2,575	2,591	2,595	2,546	2,516	-1%
	Off- white powder (Crystal) - 60%	1,683	2,105	2,242	1,613	1,959	1,992	1,803	1,760	2,200	1,705	1,704	1,719	1,704	-1%
Takhar	Off- white powder (Crystal) - 60%	1,683	2,105	2,242	1,613	1,959	1,992	1,803	1,760	2,200	1,705	1,704	1,719	1,704	-1%

**Table 8: Prices of 1 kilogram of different types of Heroin in other than USD currency**

Province	Types of heroin	Local currency	Prices of 1 kg of different types of heroin in local currency		Change (Apr-Mar) %
			Mar-19	Apr-19	
Badakhshan	Chara (20%)	Afghani	92,000	70,000	-24%
	Off- white powder (Crystal) - 100%	Afghani	121,000	100,880	-17%
Balkh	Bist powder	Afghani	196,300	192,600	-2%
	White powder (Crystal)	Afghani	248,400	246,100	-1%
Hirat	Morphine	Iranian Tuman	41,578,000	43,888,000	+6%
	White powder - high quality (70-80% pure)	Iranian Tuman	39,824,000	42,037,000	+6%
	White powder - low quality (less than 50% pure)	Iranian Tuman	24,298,000	25,648,000	+6%
Kandahar	Morphine	Pakistani Rupee	255,000	250,000	-2%
	Off- white powder (Batan) - high quality	Pakistani Rupee	150,000	140,000	-7%
	Off- white powder (Batan) - low quality	Pakistani Rupee	120,000	110,000	-8%
	White powder (Crystal)	Pakistani Rupee	310,000	300,000	-3%
Nangarhar	Bist powder	Pakistani Rupee	153,000	152,000	-1%
	Chara # 1	Pakistani Rupee	11,000	10,600	-4%
	Chara # 2	Pakistani Rupee	7,700	7,500	-3%
	Khata # 1	Pakistani Rupee	8,000	8,000	0%
	Khata # 2	Pakistani Rupee	7,200	7,000	-3%
	Off- white powder (Batan)	Pakistani Rupee	309,000	307,000	-1%
	White powder (Injection)	Pakistani Rupee	357,000	355,000	-1%
Takhar	Off- white powder (Crystal) - 60%	Afghani	130,000	131,920	+1%

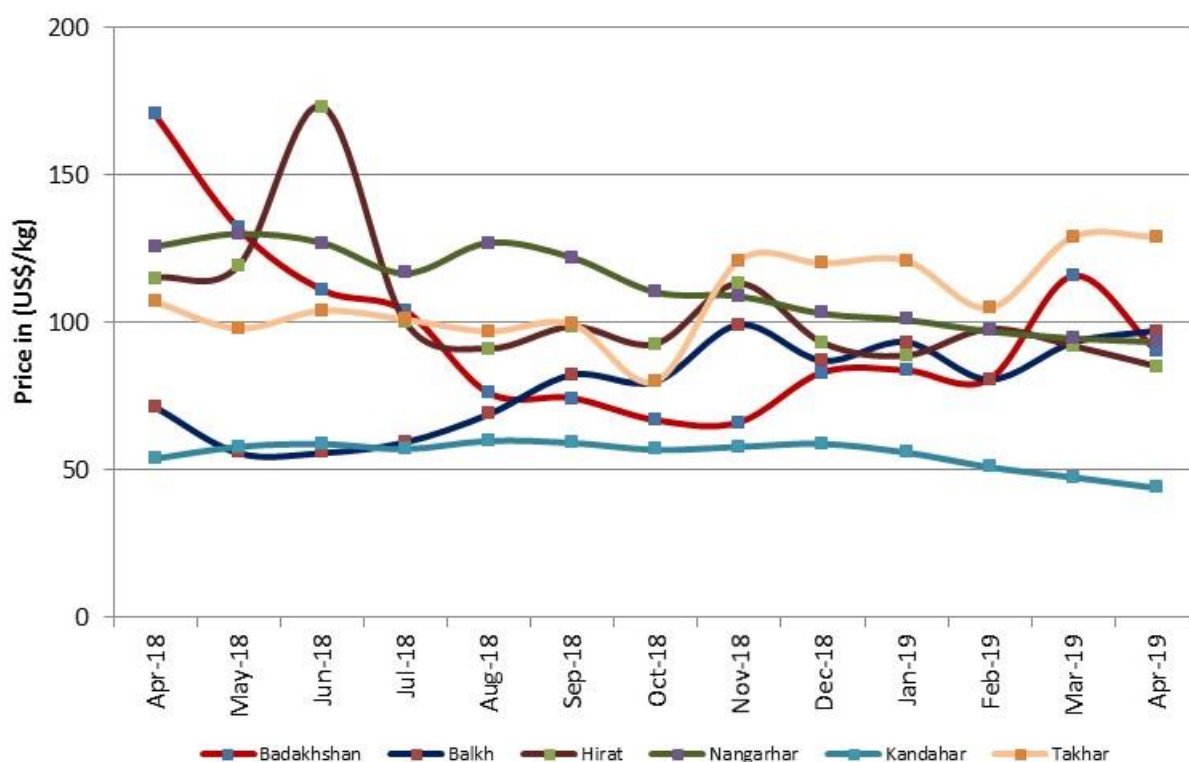
## CANNABIS RESIN:

There are mainly three types of cannabis resin available in Afghanistan namely Garda # 1, # 2 and # 3 with quality as best, moderate and fair respectively. Garda # 1 (Shirak) in Badakhshan province was the most expensive cannabis resin because of its pure quality. Earlier Garda # 1 (Jooshi) of Balkh province was most expensive and popular because of its high quality however it lost its demand due to blending with lower quality hashish.

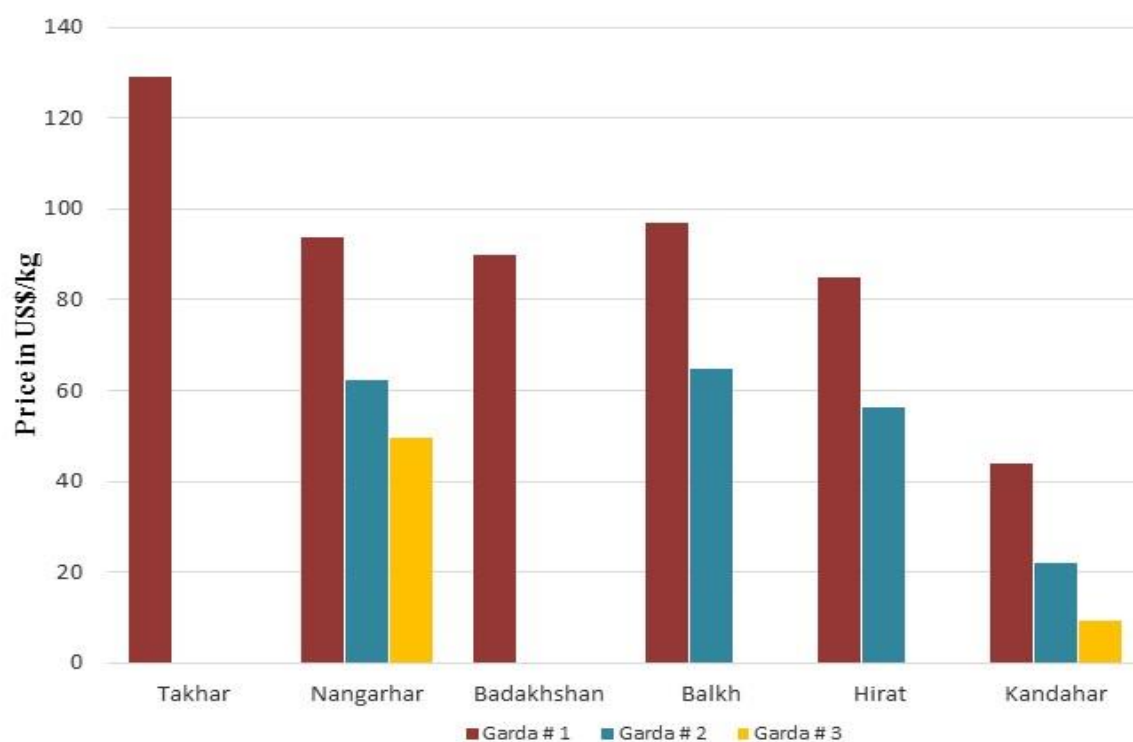
**Table 9: Prices of different types of cannabis resin in Afghanistan, (US\$/kg), April 2018 – April 2019**

Province	Types of cannabis resin	Apr-18	May-18	Jun-18	Jul-18	Aug-18	Sep-18	Oct-18	Nov-18	Dec-18	Jan-19	Feb-19	Mar-19	Apr-19	Chang (Apr-Mar) %
Badakhshan	Garda # 1 (Shirak)	171	132	111	104	76	74	67	66	83	84	81	116	90	-22%
Balkh	Garda # 1 (Jooshi)	71	56	56	60	69	82	80	99	87	93	81	93	97	+4%
	Garda # 2 (Morchajosh)	51	35	35	36	44	64	57	73	67	67	54	60	65	+8%
Hirat	Garda # 1	115	119	173	100	91	98	93	113	93	89	98	93	85	-9%
	Garda # 2	71	54	85	69	64	68	66	81	65	65	67	60	56	-6%
Kandahar	Garda # 1	54	58	59	57	60	59	57	58	59	56	51	48	44	-8%
	Garda # 2	30	32	33	31	34	36	35	33	34	32	29	25	22	-13%
	Garda # 3	17	19	20	17	18	20	20	17	18	15	14	13	9	-26%
Nangarhar	Garda # 1	126	130	127	117	127	122	110	109	103	101	97	95	94	-1%
	Garda # 2	91	93	91	82	90	85	75	73	68	66	65	64	62	-3%
	Garda # 3	69	69	66	62	65	65	60	58	54	53	52	50	50	-1%
Takhar	Garda # 1 (Shirak)	107	98	104	101	97	99	80	121	120	121	105	129	129	0%

**Figure 4: Average price of cannabis resin (Garda # 1, best quality) in US\$/kg, April 2018–April 2019**



**Figure 5: Prices of different types of cannabis resin in Afghanistan, (US\$/kg), April 2019**



**Table 10: Prices of 1 kilogram of different types of cannabis resin in Afghanistan in other than USD currency, March 2019 – April 2019**

Province	Types of cannabis resin	Local currency	Prices of 1 kg of different types of cannabis resin in local currency		Change (Apr-Mar) %
			Mar-19	Apr-19	
Badakhshan	Garda # 1 (Shirak)	Afghani	8750	7000	-20%
Balkh	Garda # 1 (Jooshi)	Afghani	7,000	7,500	+7%
	Garda # 2 (Morchajosh)	Afghani	4,500	5,000	+11%
Hirat	Garda # 1	Iranian Tuman	1,228,000	1,203,000	-2%
	Garda # 2	Iranian Tuman	789,000	796,000	+1%
Kandahar	Garda # 1	Pakistani Rupee	6,667	6,222	-7%
	Garda # 2	Pakistani Rupee	3,556	3,111	-13%
	Garda # 3	Pakistani Rupee	1,778	1,333	-25%
Nangarhar	Garda # 1	Pakistani Rupee	13,300	13,200	-1%
	Garda # 2	Pakistani Rupee	9,000	8,800	-2%
	Garda # 3	Pakistani Rupee	7,000	7,000	0%
Takhar	Garda # 1 (Shirak)	Afghani	9750	10000	+3%

## 6 SEEDS: CANNABIS AND POPPY

Prices of cannabis and poppy seeds collected from eighteen provinces of Afghanistan are tabulated below.

**Table 11: Prices of cannabis and poppy seeds in other than USD currency, March 2019 – April 2019**

Province	Types of seed	Local currency	Prices of 1 kg of cannabis seed and poppy seed in local currency		Change (Apr-Mar) (%)
			Mar-19	Apr-19	
Badakhshan	Poppy seed	Afghani	45	40	-11%
	Cannabis seed	Afghani	22	23	+5%
Baghlan	Poppy seed	Afghani	150	130	-13%
	Cannabis seed	Afghani	15	10	-33%
Balkh	Poppy seed	Afghani	130	120	-8%
	Cannabis seed	Afghani	10	10	0%
Farah	Poppy seed	Afghani	63	63	0%
	Cannabis seed	Afghani	75	75	0%
Faryab	Poppy seed	Afghani	170	160	-6%
	Cannabis seed	Afghani	20	15	-25%
Hilmand	Poppy seed	Afghani	76	76	0%
	Cannabis seed	Afghani	67	67	0%
Hirat	Poppy seed	Afghani	88	88	0%
	Cannabis seed	Afghani	100	100	0%
Kabul	Poppy seed	Afghani	50	70	+40%
Kandahar	Poppy seed	Afghani	78	78	0%
	Cannabis seed	Afghani	69	69	0%
Kapisa	Poppy seed	Afghani	50	50	0%
Kunar	Poppy seed	Pakistani Rupee	58	55	-5%
Laghman	Poppy seed	Pakistani Rupee	63	60	-5%
Logar	Cannabis seed	Afghani	50	60	+20%
Nangarhar	Poppy seed	Pakistani Rupee	67	65	-3%
	Cannabis seed	Pakistani Rupee	16	15	-6%
Paktya	Cannabis seed	Afghani	40	40	0%
Takhar	Poppy seed	Afghani	50	45	-10%
	Cannabis seed	Afghani	25	27	+8%
Uruzgan	Poppy seed	Afghani	93	93	0%
	Cannabis seed	Afghani	67	67	0%
Zabul	Poppy seed	Afghani	80	80	0%
	Cannabis seed	Afghani	67	67	0%

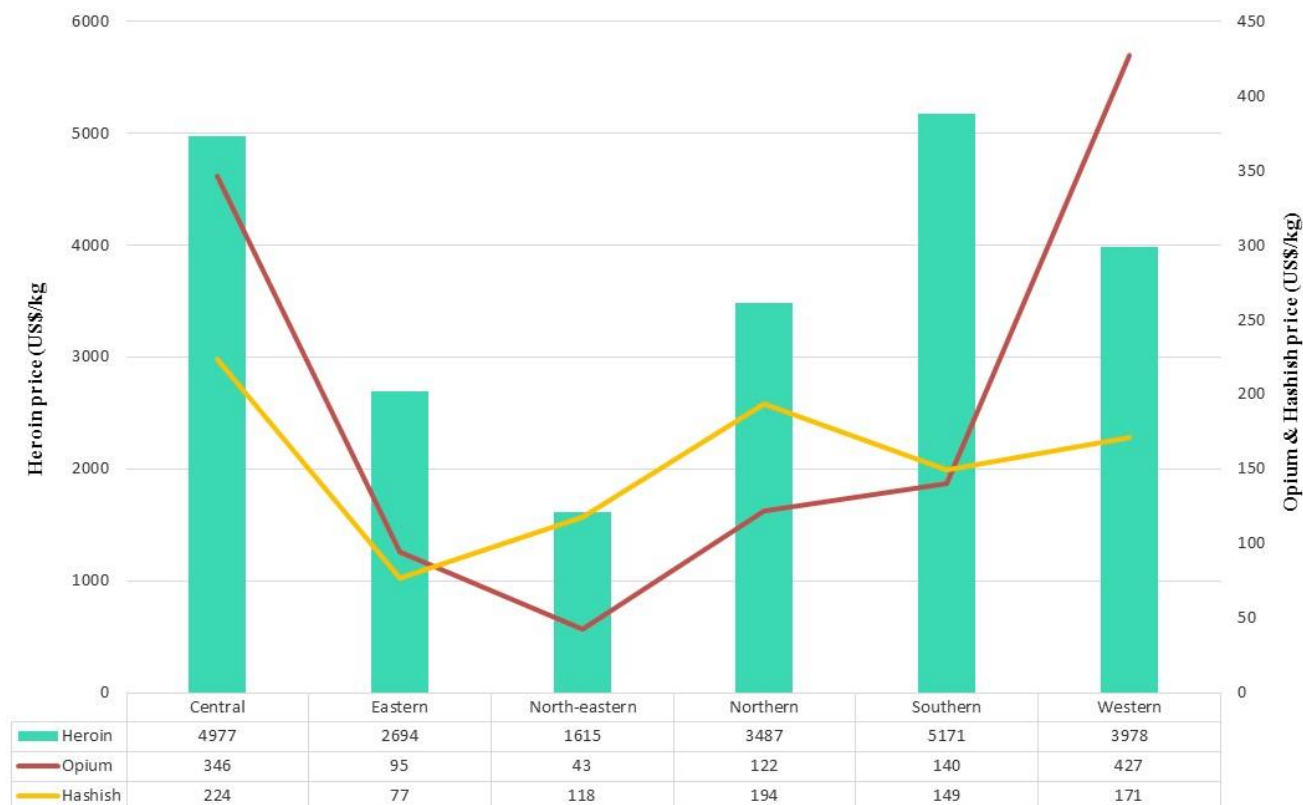
**Table 12: Prices of cannabis and poppy seeds in Afghanistan, (US\$/kg), April 2018 – April 2019**

Types of seeds	Apr-18	May-18	Jun-18	Jul-18	Aug-18	Sep-18	Oct-18	Nov-18	Dec-18	Jan-19	Feb-19	Mar-19	Apr-19	Increase/Decrease (%)
Cannabis seed	0.63	0.63	0.68	0.72	0.73	0.62	0.63	0.65	0.64	0.63	0.62	0.60	0.58	-4%
Poppy seed	1.09	1.07	1.01	1.04	1.03	0.99	1.05	1.07	1.05	1.04	1.02	0.97	0.93	-4%

## 7 PRICES OF HEROIN, OPIUM AND HASHISH AT CONSUMER LEVEL:

The consumer prices of heroin, opium and hashish collected from different regions of Afghanistan are as below. The quality of product varies widely in different regions.

**Figure 6: Regional average prices of heroin, opium and hashish at consumer level in (US\$/Kg), April 2019**



**Table 13: Average<sup>8</sup> prices of Heroin, Opium and Hashish at consumer level in Afghanistan, (US\$/kg), April 2018 – April 2019**

Types of drug	Average prices in (US\$/kg)													Change (Apr-Mar) (%)
	Apr-18	May-18	Jun-18	Jul-18	Aug-18	Sep-18	Oct-18	Nov-18	Dec-18	Jan-19	Feb-19	Mar-19	Apr-19	
Heroin	4,442	4,450	3,746	3,694	3,968	4,344	4,129	4,162	4,426	4,205	4,161	3,286	3,741	+14%
Opium	230	227	235	228	245	222	206	211	233	206	210	191	202	+6%
Hashish	166	160	140	140	137	152	149	211	150	144	148	143	164	+14%

## 8 PRICE OF ACETIC ANHYDRIDE

**Table 15: Average price of acetic anhydride in Afghanistan, (US\$/Lit) April 2018 – April 2019**

Variety of Acetic Anhydride	Apr-18	May-18	Jun-18	Jul-18	Aug-18	Sep-18	Oct-18	Nov-18	Dec-18	Jan-19	Feb-19	Mar-19	Apr-19	Increase/D decrease (%)
Acetic Anhydride - A*	446	440	430	380	392	513	375	351	349	343	342	306	295	-4%
Acetic Anhydride - B*	194	191	165	156	161	156	143	142	137	141	140	139	138	-1%
Acetic Anhydride - C*	152	147	132	132	135	131	120	123	123	125	125	121	118	-2%
Acetic Anhydride - D*	139	137	138	130	131	130	128	131	128	128	123	111	103	-7%
Acetic Anhydride - E*	142	138	135	129	130	128	124	124	123	125	122	116	110	-5%
Acetic Anhydride - F*	185	176	165	146	139	391	167	126	139	137	140	129	107	-17%

## 9 LICIT CROPS:

Prices of wheat, cotton, saffron, rice (imported) and rice (local) collected in six provinces of Afghanistan are shown in below table.

**Table 16: Prices of wheat, cotton, saffron, imported and local rice in Afghanistan in local currency, April 2019**

Province	Types of crops	Price/Kg in Pakistani Rupee (PRs)	Price/Kg in Afghani (AFs)	Price/Kg in (US\$)
Badakhshan	Wheat	-	24	0.3
Badakhshan	Rice Imported	-	102	1.3
Badakhshan	Rice Local	-	57	0.7
Balkh	Wheat	-	20	0.3
Balkh	Cotton	-	53	0.7
Balkh	Rice Imported	-	90	1.2
Balkh	Rice Local	-	55	0.7
Hirat	Wheat	-	23	0.3
Hirat	Cotton	-	92	1.2
Hirat	Saffron	-	60,000	777
Hirat	Rice Imported	-	85	1.1
Hirat	Rice Local	-	90	1.2
Kandahar	Wheat	50	-	0.4
Kandahar	Cotton	250	-	1.8
Kandahar	Rice Imported	105	-	0.7
Nangarhar	Wheat	44	-	0.3
Nangarhar	Cotton	188	-	1.3
Nangarhar	Rice Imported	165	-	1.2
Nangarhar	Rice Local	54	-	0.4
Takhar	Wheat	-	22	0.3
Takhar	Rice Imported	-	90	1.2
Takhar	Rice Local	-	35	0.5

**Table 17: Average prices of wheat, cotton, saffron, imported and local rice in Afghanistan, (US\$/kg), April 2018 – April 2019**

Types of crops	Apr-18	May-18	Jun-18	Jul-18	Aug-18	Sep-18	Oct-18	Nov-18	Dec-18	Jan-19	Feb-19	Mar-19	Apr-19	Increase/Decrease (%)
Wheat	0.39	0.36	0.30	0.29	0.30	0.29	0.30	0.31	0.30	0.30	0.31	0.29	0.30	+3%
Cotton	2.04	1.47	1.42	1.37	1.35	1.32	1.28	1.30	1.25	1.23	1.28	1.25	1.25	-1%
Saffron	858	914	942	975	982	796	730	663	642	693	739	757	777	3%
Rice (Imported)	1.29	1.27	1.21	1.17	1.17	1.17	1.16	1.19	1.13	1.08	1.07	1.12	1.11	-1%
Rice (Local)	0.66	0.77	0.69	0.68	0.77	0.71	0.73	0.78	0.71	0.68	0.68	0.74	0.69	-7%



## 10 METHODOLOGY:

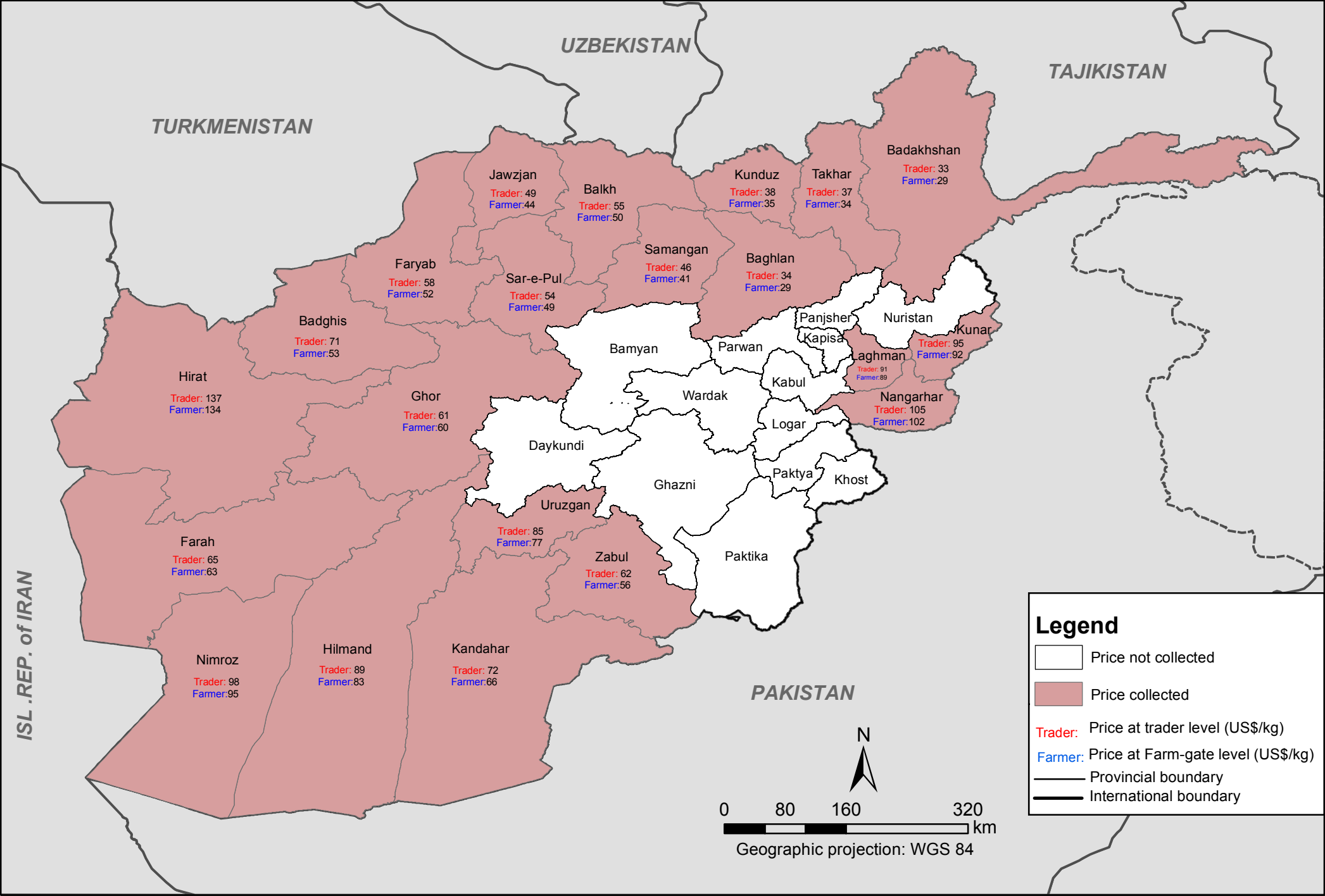
- Prices are collected in the last week of every month from around twenty farmers and equal numbers of trader prices are collected by MCN Survey coordinators generally from different farmers and traders each month; however, the price data collection is sourced from a few known farmers and traders as well.
- Opium prices are collected from 21 of 34 provinces namely Badakhshan, Baghlan, Badghis, Balkh, Farah, Faryab, Ghor, Hilmand, Hirat, Kandahar, Kunar, Kunduz, Laghman, Nangarhar, Nimroz, Uruzgan, Takhar, Sur-Pul, Samangan, Jawzjan and Zabul. The prices of dry and fresh opium are collected from farmers (at farm-gate level) and traders (at trader level).
- Different varieties of heroin, morphine and cannabis resin prices are collected from six provinces of Afghanistan namely Badakhshan, Balkh, Hirat, Nangarhar, Kandahar and Takhar.
- Prices of some licit crops such as wheat, saffron, imported and local rice is also collected from six provinces of Afghanistan and included in this report.
- Prices of poppy seeds, cannabis seeds and acetic anhydride are included in the report as well.
- The prices are also presented in local currency for convenience of certain analysis; however, the national average prices are presented in USD. At the regional level, average prices are reflected in local currency with exception of the Western region since prices are reported in two different currencies.
- Prices are reported in different currencies in different regions. The prices in Eastern region (Kunar, Laghman and Nangarhar) and Southern region (Kandahar, Hilmand, Uruzgan and Zabul) are reported in Pakistani rupees. In Northern (Balkh, Baghlan, Farayb, Sur-Pul, Samangan and Jawzjan) and North-eastern (Badakhshan, Kunduz and Takhar) regions, the prices are reported in Afghani. However, prices are reported in two different currencies namely Afghani and Iranian Tuman in Western (Hirat, Nimroz, Farah, Badghis and Ghor) region. The prices are converted in US\$ using the exchange rate from oanda.com site considering the rates on the same date the observation is made.

**Table 18:** Number of observations of dry and fresh opium prices

	Number of observations (n)		Number of provinces price collected
	Farm-gate price	Trader price	
<b>Dry Opium</b>	205	205	21
<b>Fresh Opium</b>	129	129	15

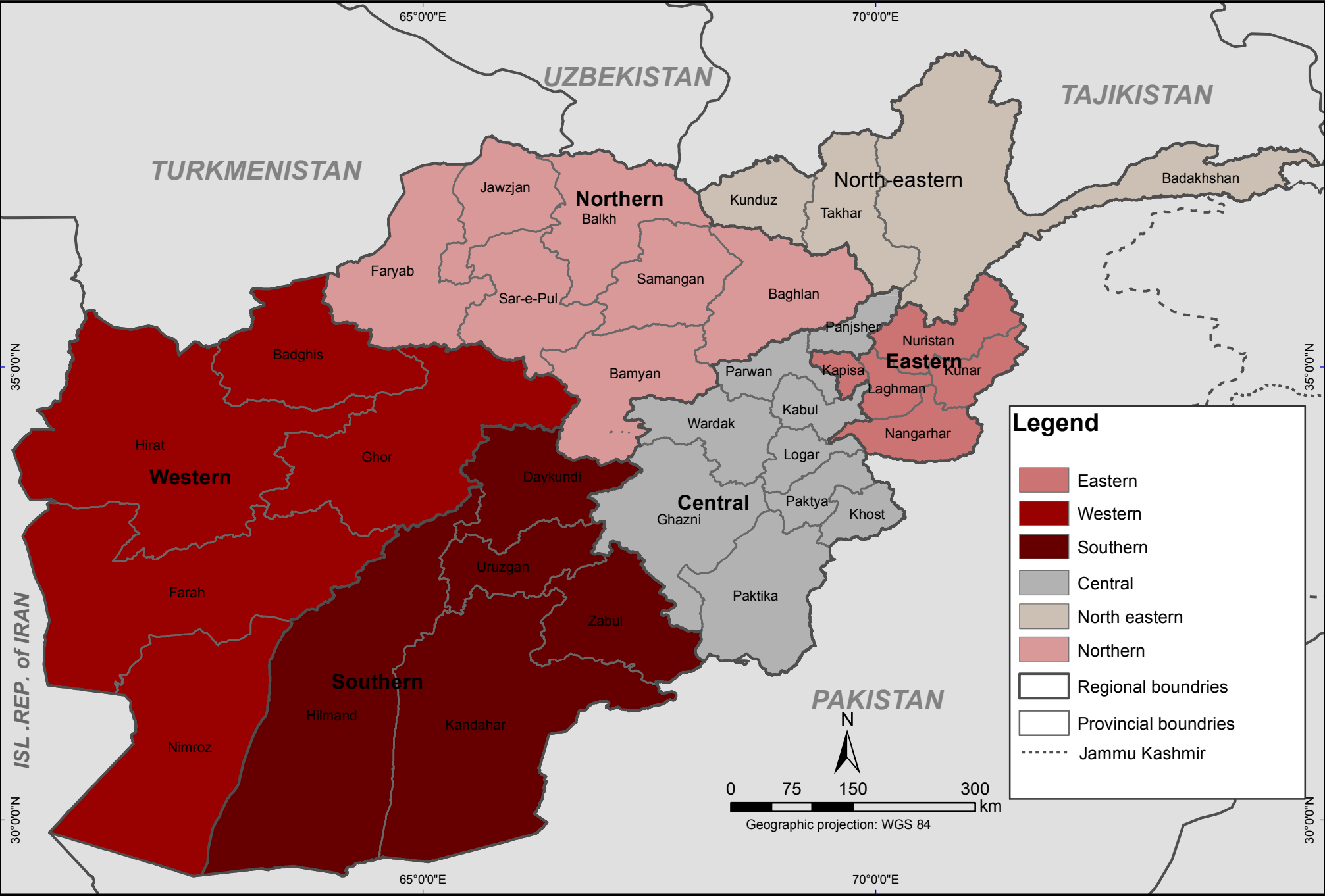


Afghanistan: Average dry opium price ( April 2019)



Source: Government of Afghanistan - NSDMCN  
Note: The boundaries and names shown and the designations used on this map do not imply official endorsement or acceptance by the United Nations.  
The dotted line represents approximately the line of control in Jammu and Kashmir agreed upon by India and Pakistan. The final status of Jammu and Kashmir has not yet been agreed upon by the parties.

Regional grouping of provinces for the opium poppy survey in Afghanistan



Source: Government of Afghanistan - National monitoring system implemented by UNODC

Note: The boundaries and names shown and the designations used on this map do not imply official endorsement or acceptance by the United Nations.

The dotted line represents approximately the line of control in Jammu and Kashmir agreed upon by India and Pakistan. The final status of Jammu and Kashmir has not yet been agreed upon by the parties.