



**Islamic Republic of Afghanistan
Ministry of Counter Narcotics
Narcotics Survey Directorate**



**UNODC
United Nations Office on
Drugs and Crime**

April 2017

Afghanistan Drug Price Monitoring Monthly Report



**Ministry of Counter Narcotics, Islamic Republic of Afghanistan, Kabul
And
United Nations Office on Drugs and Crime, Kabul**

ACKNOWLEDGEMENTS

The following organizations and individuals contributed to the drug price data collection, analysis and preparation of this report:

Ministry of Counter-Narcotics

Prof. Salamat Azimi (Minister), Dr. Javid Ahmad Qaem (Deputy Minister Policy and coordination), Sayed Faisal Hosainy (Deputy Minister Admin and Finance), Sayed Najibullah Ahmadi (Director of Narcotics Survey Directorate), Saraj Ahmad Yousufzai (Deputy Director of Narcotics Survey Directorate), Nasir Ahmad Karimi (Deputy Director of Narcotics Survey Directorate), Mohammad Ajmal Sultani (Statistical Data Analyst), Mohammad Hakim Hayat (GIS & Remote sensing analyst), Ahmad Shabir Tayeeb (GIS & Remote Sensing Analyst), Sayed Shahenshah Sadat (Quality Control and Digit Specialist), Ahmad Mustafa Safi (Database Analysis & Statistics Member), Najeem Alcozai (Database Analysis & Statistics Member), Karimdad Qadari (Database Analysis & Statistics Member), Sayed Tajuddin Hashimi (Database Analysis & Statistics Member) and Salma Rezayee (Admin Officer).

Survey Coordinators

Mohammad Yonus Haqdost (Central Region), Mohammed Ishaq Anderabi (North-Eastern Region), Abdul Latif Ehsan (Western Region), Fida Mohammad (Northern Region), Khalil Ahmad (Southern Region) and Abdullah Dawodkhel (Eastern Region).

United Nations Office on Drugs and Crime

Devashish Dhar (International Project Coordinator) Abdul Manan Ahmadzai (Senior Survey Officer), Noor Mohammad Sadiq (Senior Database Developer), Ahmad Jawid Ghiasee and Sayed Mehdi Sadat (Remote sensing analysts), Ziaulhaq Sidiqi (GIS Associate).

Survey Coordinators

Rahimullah Omar (Central Region), Abdul Basir Basirat (Eastern region), Mazullah Ahmadzai (North and north-eastern regions)

Abbreviations

MCN: Ministry of Counter Narcotics

UNODC: United Nations Office on Drugs and Crime

CONTENTS:

1	KEY FINDINGS:	4
	1.1 Trends of drug prices	4
2	INTRODUCTION:	5
3	OPIUM:	6
	3.1. Dry opium	6
	3.1.1 Dry Opium (Chaynaki Quality)	8
3.2	FRESH OPIUM:	9
4	HEROIN:	10
5	CANNABIS RESIN:	11
6	SEEDS: CANNABIS AND POPPY	13
7	PRICES OF HEROIN, OPIUM AND HASHISH AT CONSUMER LEVEL:...	14
8	PRICE OF ACETIC ANHYDRIDE	14
9	LICIT CROPS:	15
10	METHODOLOGY:	16

1 KEY FINDINGS:

1.1 Trends of drug prices.

	By Month			By Year		
	Mar_2017	Apr_2017	Change %	Apr_2016	Apr_2017	Change %
Dry opium Farm-gate price (US\$/Kg)	179	158	-12%	195	158	-19%
Dry opium Trader price (US\$/Kg)	187	165	-11%	206	165	-20%
Fresh Opium Farm-gate price (US\$/Kg)	158	134	-15%	168	134	-20%
Fresh Opium Trader price (US\$/Kg)	167	143	-15%	179	143	-20%
Heroin High Quality	3380	3352	-1%	3186	3352	+5%
Heroin Medium Quality	2431	2341	-4%	2305	2341	+2%

2 INTRODUCTION:

The Afghanistan Drug Price monitoring is implemented by the Ministry of Counter Narcotics (MCN) of Afghanistan in collaboration with the United Nations Office on Drugs and Crime (UNODC) on a monthly basis. The monitoring of drug prices is carried out in selected provinces of Afghanistan since 1994 (18 provinces as of September 2011). The results provide a detailed picture of the prices of opiates.

The price of the opiates contributes towards understanding the opiate economy in Afghanistan and published in the Afghanistan opium survey reports annually.

The price monitoring includes major licit crops and precursor-chemicals. Fresh attempts are made to include the prices of syntactic drugs as well.

3 OPIUM:

3.1. Dry opium

Farm-gate price:

The national average price for one kilogram of dry opium in Afghanistan at the farm-gate level was **US\$ 158/kg** at the end of April 2017 which is 12% lower compared to price reported in March 2017 (US\$ 179/kg). The average dry opium price at the farm-gate level in April 2017 is 19% lower than the price reported in April 2016 which was US\$ 195/kg.

Figure 1: National ¹average price of dry opium at farm-gate level from (June 2004 to April 2017)



Table 1: Regional average² farm -gate price of dry opium US\$/Kg (March 2017 to April 2017)

Region	Price of Dry Opium (US\$/Kg)		Price change (%)
	Mar-17	Apr-17	
Eastern region (Kunar, Laghman, Nangarhar)	206	192	-7%
Southern region (Hilmand, Kandahar, Uruzgan, Zabul)	162	152	-6%
Western region (Badghis, Farah, Ghor, Hirat, Nimroz)	266	221	-17%
North-eastern region (Badakhshan, Kunduz, Takhar)	92	82	-10%
Northern region (Baghlan, Balkh, Faryab, Sur-Pul, Jawzjan, Samangan)	124	103	-17%
Average	179	158	-12%

¹ Simple average of all observations

² Simple average of all observations

Trader price:

The national average dry opium price collected from traders was **US\$ 165/kg** at the end of April 2017 showing **11%** decrease compared to the price reported last month (March 2017) (**US\$ 187/kg**). The average dry opium price at trader level in April 2017 is **20%** lower than the price reported last year (April 2016) which was **US\$ 206/kg**.

Dry opium price collected from traders has decreased by 16%, 16%, 8%, 7% and 7% in Northern, Western, North-eastern, Eastern and Southern regions respectively.

Table 2: National ³average price of dry opium at Trader level US\$/kg (April 2016 to April 2017)

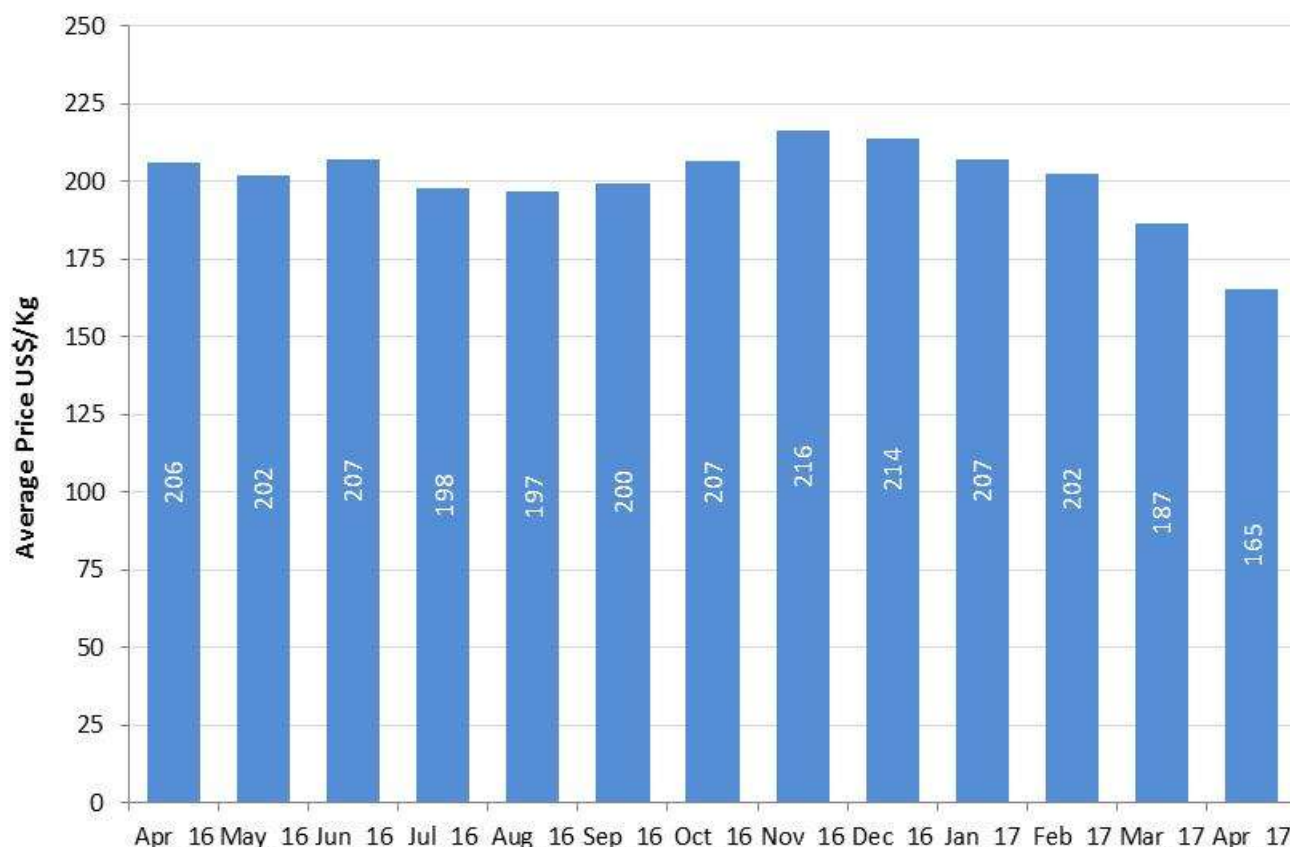


Figure 2: Regional average⁴ price of dry opium from traders US\$/Kg (March 2017 to April 2017)

Region	Price of Dry Opium (US\$/Kg)		Price change (%)
	Mar-17	Apr-17	
Eastern region (Kunar, Laghman, Nangarhar)	209	195	-7%
Southern region (Hilmand, Kandahar, Uruzgan, Zabul)	171	160	-7%
Western region (Badghis, Farah, Ghor, Hirat, Nimroz)	277	232	-16%
North-eastern region (Badakhshan, Kunduz, Takhar)	110	101	-8%
Northern region (Baghlan, Balkh, Faryab, Sur-Pul, Jawzjan, Samangan)	131	110	-16%
Average	187	165	-11%

³ Simple average of all observations

3.1.1 Dry Opium (Chaynaki Quality)

Farm-gate price:

Price of opium (dry) was not found to be varying with quality in different regions. In Balkh and Hilmand provinces another quality of dry opium by the name of **Chaynaki** is available at Farm-gate and trader level. The **Chaynaki** quality of dry opium more air dried than other varieties. The average price of 1 kilogram of **Chaynaki** dry opium at Farm-gate level in Balkh province is **US\$ 143/kg** in April 2017 showing a decrease of 11% compared to the price reported in March 2016 (**US\$ 161**). The average price of 1 kilogram of Chaynaki dry opium at farm-gate level in Hilmand province is **US\$ 355/kg** in April 2017 with a decreased by 6% compared to the price reported in March 2017 (**US\$ 376**).

Table 3: Average² price of dry opium (Chaynaki quality) at farm-gate level (US\$/Kg)

Dry Opium (Chaynaki quality)	Balkh		Price change (Apr-Mar) %	Hilmand		Price change (Apr-Mar) %
	Mar-17	Apr-17		Mar-17	Apr-17	
<i>Farm-gate price (US\$/Kg)</i>	161	143	-11%	376	355	-6%

Trader price:

In Balkh province, the average price of 1 kilogram of **Chaynaki** dry opium at trader level is **US\$ 151/kg** in April 2017 showing a decrease of 13% compared to the price reported in March 2017 (**US\$ 174/kg**). In Hilmand province, the average price of 1 kilogram of **Chaynaki** dry opium at trader level is **US\$ 365/kg** in April 2017 with a decreased by 5% compared to the price reported in March 2017 (**US\$ 386**).

Table 4: Average³ price of dry opium (Chaynaki quality) at trader level (US\$/Kg)

Dry Opium (Chaynaki quality)	Balkh		Price change (Apr-Mar) %	Hilmand		Price change (Apr-Mar) %
	Mar-17	Apr-17		Mar-17	Apr-17	
<i>Trader price (US\$/Kg)</i>	174	151	-13%	386	365	-5%

Table 5: Regional average⁴ price of dry opium at farm-gate and trader level in other than USD Currency.

Region	Local currency	Price of 1 kg of Dry Opium in local currency				Change at farm-gate level (Apr-Mar) (%)	Change at trader level (Apr-Mar) (%)
		Mar-17		Apr-17			
		Farm-gate	Trader	Farm-gate	Trader		
Eastern region (Kunar, Laghman, Nangarhar)	Pakistani Rupee	21,381	21,633	19,848	20,143	-7%	-7%
Southern region (Hilmand, Kandahar, Uruzgan, Zabul)	Pakistani Rupee	16,851	17,829	15,787	16,559	-6%	-7%
Western region (Badghis, Ghor) *	Afghani	14,932	15,526	12,932	13,526	-13%	-13%
Western region (Farah, Hirat, Nimroz) *	Iranian Tuman	957,121	999,410	784,333	826,889	-18%	-17%
North-eastern region (Badakhshan, Kunduz, Takhar)	Afghani	6,111	7,297	5,548	6,819	-9%	-7%
Northern region (Baghlan, Balkh, Faryab, Suri-Pul, Jawzjan Samangan)	Afghani	8,238	8,675	6,667	7,125	-19%	-18%

* Western region is divided into two groups because of prices available in two currencies

⁴ Simple average of all observations

3.2 FRESH OPIUM:

At the end of April 2017, the national average price of fresh opium decreased by **15%** from **US\$ 158/kg** in March 2017 to **US\$ 134/kg in April 2017** at the farm-gate level. Similarly, the national average price of fresh opium at trader level decreased by **15%** from **US\$ 167/kg** in March 2017 to **US\$ 143/kg** in April 2017).

Figure 3: National average⁵ price of fresh opium at farm-gate and trader level, US\$/kg (Jun 2005 to April 2017)

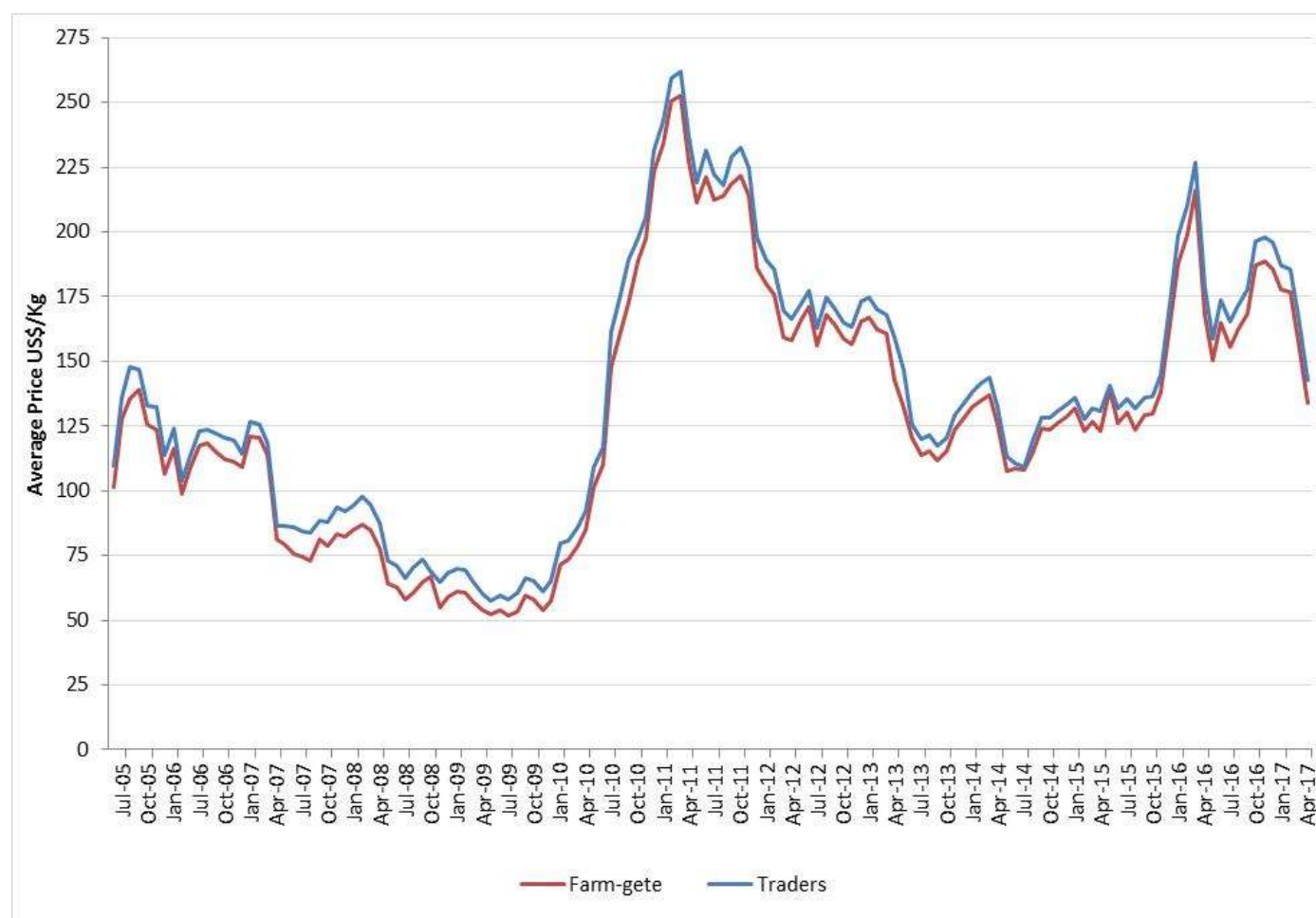


Table 6: Regional average⁵ price of fresh opium at farm-gate and trader level in other than USD currency.

Region	Local currency	Price of 1 kg of Fresh Opium in local currency				Change at farm-gate level (Apr-Mar) (%)	Change at trader level (Apr-Mar) (%)
		Mar-17		Apr-17			
		Farm-gate	Trader	Farm-gate	Trader		
Eastern region (Kunar, Laghman, Nangarhar)	Pakistani Rupee	NA	NA	NA	NA	NA	NA
Southern region (Hilmand, Kandahar, Uruzgan, Zabul)	Pakistani Rupee	15,241	16,199	14,266	15,021	-6%	-7%
Western region (Badghis, Ghor) *	Afghani	13,432	13,932	11,432	11,932	-15%	-14%
Western region (Farah, Hirat, Nimroz) *	Iranian Tuman	726,299	774,076	553,778	601,556	-24%	-22%
North-eastern region (Badakhshan, Kunduz, Takhar)	Afghani	NA	NA	NA	NA	NA	NA
Northern region (Baghlan, Balkh, Farvab, Suri-Pul, Jawzian Samangan)	Afghani	7,000	7,800	5,642	7,800	-19%	0%

* Western region is divided into two groups because of prices available in two currencies.

⁵ Simple average of all observations

HEROIN:

There are several types of heroin available in Afghanistan with different quality. The prices of White powder (injection) in Nangarhar province, White powder (Crystal) in Kandahar and Balkh provinces, Off-white (Crystal)-100% in Badakhshan province and White powder-high quality (70-80% pure) in Hirat province are the most expensive heroin reported in Afghanistan. The cheapest heroin (US\$ 58/kg) is called as Khata # 2 reported in Nangarhar province.

Table 7: Prices of different types of Heroin in Afghanistan (US\$/kg), Apr 2016 – Apr 2017

Province	Types of Heroin	Apr-16	May-16	Jun-16	Jul-16	Aug-16	Sep-16	Oct-16	Nov-16	Dec-16	Jan-17	Feb-17	Mar-17	Apr-17	Change (Apr-Mar) %
Badakhshan	Chara (20%)	1,204	1,505	1,109	1,206	1,226	1,561	1,601	1,139	1,146	1,095	1,507	1,425	1,204	-16%
	Off- white powder (Crystal) - 100%	1,799	2,709	2,521	2,815	2,840	2,914	2,948	2,675	2,691	2,595	3,013	2,951	2,808	-5%
Balkh	Best powder	3,524	3,412	3,469	3,511	3,625	3,617	3,672	3,649	3,592	3,515	3,448	3,382	3,257	-4%
	White powder (Crystal)	3,982	3,857	3,964	4,007	4,145	4,105	4,160	4,144	4,092	4,026	3,958	3,939	3,850	-2%
Hirat	Morphine	3,226	3,196	3,785	3,583	3,546	4,137	4,203	3,968	4,306	4,017	3,981	3,948	3,978	+1%
	White powder - high quality (70-80% pure)	4,105	4,067	4,878	3,923	3,723	4,493	4,569	4,205	4,502	4,234	4,167	4,102	4,317	+5%
	White powder - low quality (less than 50% pure)	1,830	1,816	2,173	2,558	2,287	2,516	2,559	2,724	2,935	2,763	2,731	2,684	2,596	-3%
Kandahar	Morphine	2,124	2,214	2,121	2,020	2,006	2,074	2,109	2,200	2,082	2,130	2,102	2,786	2,717	-2%
	Off- white powder (Batan) - high quality	1,738	1,829	1,735	1,635	1,671	1,640	1,693	1,785	1,694	1,743	1,736	1,556	1,553	0%
	Off- white powder (Batan) - low quality	1,255	1,347	1,253	1,154	1,194	1,225	1,239	1,331	1,307	1,356	1,350	1,153	1,116	-3%
	White powder (Crystal)	3,089	3,272	3,181	3,078	3,104	3,183	3,193	3,473	3,340	3,389	3,423	3,170	3,106	-2%
Nangarhar	Best powder	1,678	1,627	1,619	1,643	1,602	1,588	1,616	1,624	1,605	1,616	1,601	1,594	1,566	-2%
	Chara # 1	149	144	140	145	134	125	135	143	134	139	130	126	121	-4%
	Chara # 2	92	86	87	87	82	77	77	76	76	76	72	68	68	0%
	Khata # 1	106	105	101	106	101	96	106	105	96	99	94	92	87	-5%
	Khata # 2	68	67	67	68	67	67	68	67	67	67	63	61	58	-5%
	Off- white powder (Batan)	3,231	3,158	3,132	3,161	3,107	3,080	3,115	3,114	3,096	3,103	3,124	3,110	3,094	-1%
	White powder (Injection)	3,742	3,684	3,682	3,722	3,644	3,609	3,647	3,629	3,583	3,586	3,597	3,573	3,577	+0.10%
	Off- white powder (Crystal) - 60%	2,399	3,037	2,773	2,513	2,541	2,602	2,632	2,477	2,275	2,190	2,712	2,544	2,457	-3%
Takhar	Off- white powder (Crystal) - 60%	2,399	3,037	2,773	2,513	2,541	2,602	2,632	2,477	2,275	2,190	2,712	2,544	2,457	-3%

Table 8: Prices of 1 kilogram of different types of Heroin in other than USD currency

Province	Types of heroin	Local currency	Prices of 1 kg of different types of heroin in local currency		Change (Apr-Mar) %
			Mar-17	Apr-17	
Badakhshan	Chara (20%)	Afghani	94,780	81,240	-14%
	Off- white powder (Crystal) - 100%	Afghani	196,330	189,560	-3%
Balkh	Bist powder	Afghani	225,000	220,000	-2%
	White powder (Crystal)	Afghani	262,000	260,000	-1%
Hirat	Morphine	Iranian Tuman	12,800,000	12,900,000	+1%
	White powder - high quality (70-80% pure)	Iranian Tuman	13,300,000	14,000,000	+5%
	White powder - low quality (less than 50% pure)	Iranian Tuman	8,700,000	8,420,000	-3%
Kandahar	Morphine	Pakistani Rupee	290,000	280,000	+3%
	Off- white powder (Batan) - high quality	Pakistani Rupee	162,000	160,000	-1%
	Off- white powder (Batan) - low quality	Pakistani Rupee	120,000	115,000	-4%
	White powder (Crystal)	Pakistani Rupee	330,000	320,000	-3%
Nangarhar	Bist powder	Pakistani Rupee	165,000	162,000	-2%
	Chara # 1	Pakistani Rupee	13,000	12,500	-4%
	Chara # 2	Pakistani Rupee	7,000	7,000	0%
	Khata # 1	Pakistani Rupee	9,500	9,000	-5%
	Khata # 2	Pakistani Rupee	6,300	6,000	-5%
	Off- white powder (Batan)	Pakistani Rupee	322,000	320,000	-1%
	White powder (Injection)	Pakistani Rupee	370,000	370,000	0%
Takhar	Off- white powder (Crystal) - 60%	Afghani	169,250	165,865	-2%

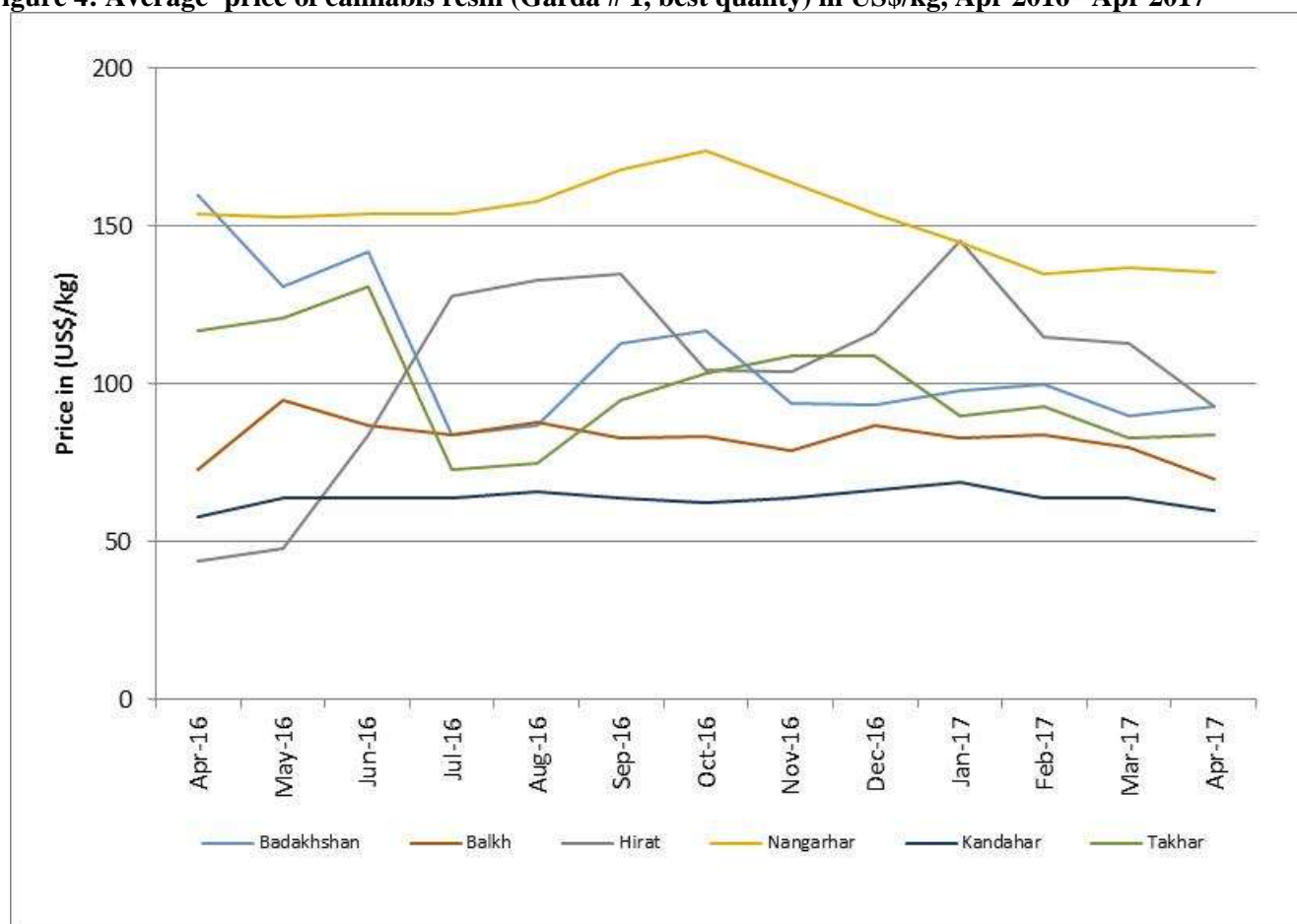
CANNABIS RESIN:

There are mainly three types of cannabis resin available in Afghanistan namely Garda # 1, # 2 and # 3 with quality as best, moderate and fair respectively. Garda # 1 (Shirak) in Badakhshan province was the most expensive cannabis resin because of its pure quality. Earlier Garda # 1 (Jooshi) of Balkh province was most expensive and popular because of its high quality however it lost its demand due to its blending with lower quality hashish.

Table 9: Prices of different types of cannabis resin in Afghanistan, (US\$/kg), Apr 2016 – Apr 2017

Province	Types of cannabis resin	Apr-16	May-16	Jun-16	Jul-16	Aug-16	Sep-16	Oct-16	Nov-16	Dec-16	Jan-17	Feb-17	Mar-17	Apr-17	Chang (Apr-Mar) %
Badakhshan	Garda # 1 (Shirak)	160	131	142	84	87	113	117	94	94	98	100	90	93	+3%
Balkh	Garda # 1 (Jooshi)	73	95	87	84	88	82.7	83	79	87	83	84	80	70	-13%
	Garda # 2 (Morchajosh)	66	73	67	58	72	63	73	69	75	72	66	60	50	-16%
Hirat	Garda # 1	44	48	84	128	133	135	104	104	116	145	115	113	93	-18%
	Garda # 2	22	25	50	85	88	90	51	51	65	73	62	56	43	-22%
Kandahar	Garda # 1	58	64	64	64	66	64	62	64	66	69	64	64	60	-6%
	Garda # 2	32	34	34	32	34	32	30	34	32	34	32	30	28	-7%
	Garda # 3	17	19	19	17	19	19	17	19	17	19	17	15	15	0%
Nangarhar	Garda # 1	154	153	154	154	158	168	174	164	154	145	135	137	135	-1%
	Garda # 2	121	115	120	115	120	125	126	116	111	106	101	104	102	-2%
	Garda # 3	87	86	87	82	82	82	87	87	82	77	68	67	68	+0.3%
Takhar	Garda # 1 (Shirak)	117	121	131	73	75	95	103	109	109	90	93	83	84	+2%

Figure 4: Average⁶ price of cannabis resin (Garda # 1, best quality) in US\$/kg, Apr 2016– Apr 2017



⁶ Simple average of all observations

Figure 5: Prices of different types of cannabis resin in Afghanistan, (US\$/kg), April 2017

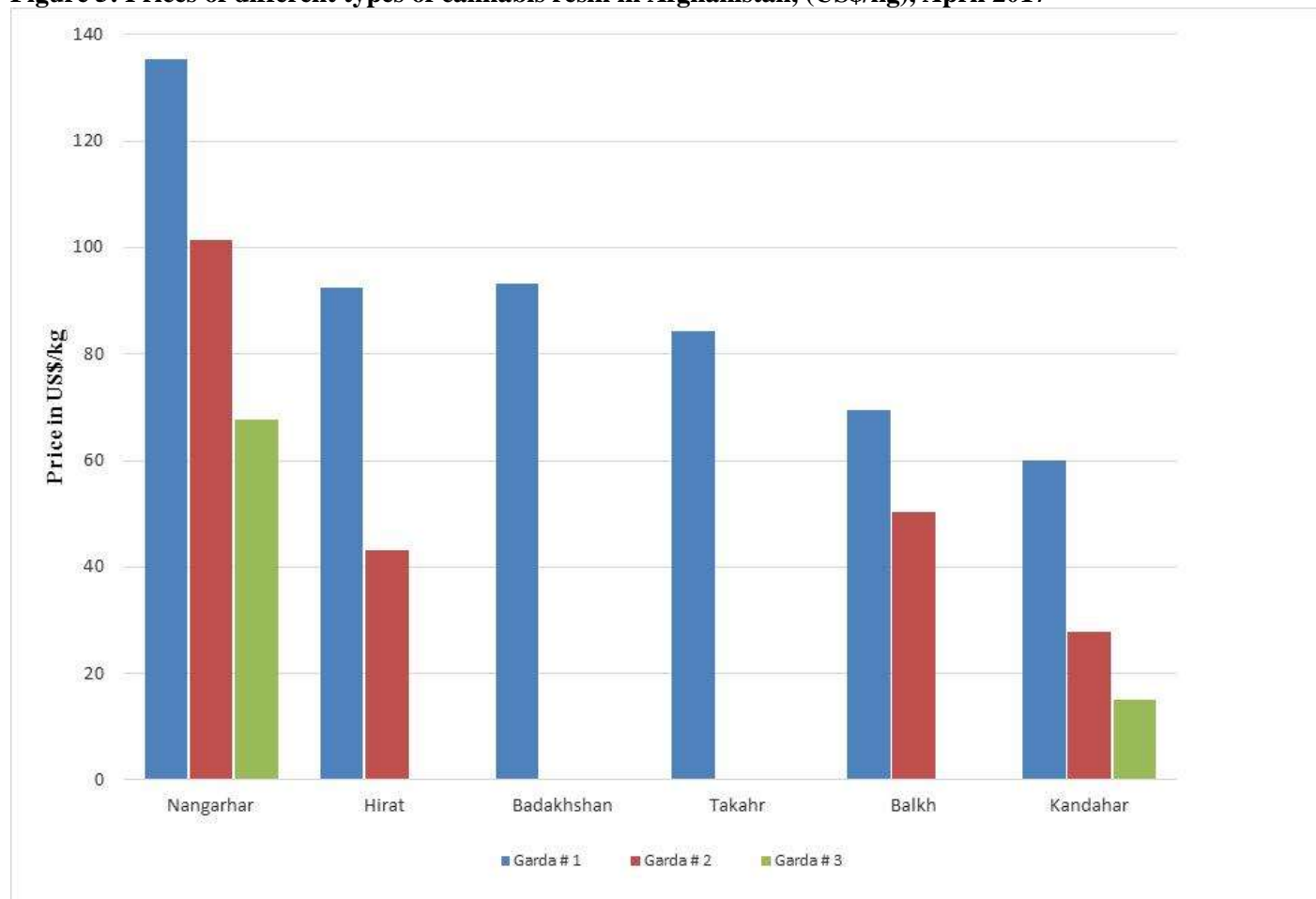


Table 10: Prices of 1 kilogram of different types of cannabis resin in Afghanistan in other than USD currency, March 2017 – April 2017

Province	Types of cannabis resin	Local currency	Prices of 1 kg of different types of cannabis resin in local currency		Change (Apr-Mar) %
			Mar-17	Apr-17	
Badakhshan	Garda # 1 (Shirak)	Afghani	6,000	6,300	+5%
Balkh	Garda # 1 (Jooshi)	Afghani	5,300	4,700	-11%
	Garda # 2 (Morchajosh)	Afghani	4,000	3,400	-15%
Hirat	Garda # 1	Iranian Tuman	367,000	300,000	-18%
	Garda # 2	Iranian Tuman	180,000	140,000	-22%
Kandahar	Garda # 1	Pakistani Rupee	6,667	6,222	-7%
	Garda # 2	Pakistani Rupee	3,111	2,889	-7%
	Garda # 3	Pakistani Rupee	1,556	1,556	0%
Nangarhar	Garda # 1	Pakistani Rupee	14,200	14,000	-1%
	Garda # 2	Pakistani Rupee	10,800	10,500	-3%
	Garda # 3	Pakistani Rupee	7,000	7,000	0%
Takhar	Garda # 1 (Shirak)	Afghani	5,500	5,700	+4%

6 SEEDS: CANNABIS AND POPPY

Prices of cannabis and poppy seeds collected from eighteen provinces of Afghanistan are tabulated below.

Table 11: Prices of cannabis and poppy seeds in other than USD currency, Mar 2017 – Apr 2017

Province	Types of seed	Local currency	Prices of 1 kg of cannabis seed and poppy seed in local currency		Change (Apr-Mar) (%)
			Mar-17	Apr-17	
Badakhshan	Poppy seed	Afghani	42	45	+7%
	Cannabis seed	Afghani	35	38	+9%
Baghlan	Poppy seed	Afghani	160	150	-6%
	Cannabis seed	Afghani	20	15	-25%
Balkh	Poppy seed	Afghani	170	160	-6%
	Cannabis seed	Afghani	20	20	0%
Farah	Poppy seed	Afghani	38	30	-20%
	Cannabis seed	Afghani	50	70	+40%
Faryab	Poppy seed	Afghani	170	160	-6%
	Cannabis seed	Afghani	25	20	-20%
Hilmand	Poppy seed	Afghani	78	78	0%
	Cannabis seed	Afghani	53	53	0%
Hirat	Poppy seed	Afghani	63	50	-20%
	Cannabis seed	Afghani	75	63	-17%
Kabul	Poppy seed	Afghani	40	20	-50%
Kandahar	Poppy seed	Afghani	87	87	0%
	Cannabis seed	Afghani	58	58	0%
Kapisa	Poppy seed	Afghani	30	20	-33%
Kunar	Poppy seed	Pakistani Rupee	35	25	-29%
Laghman	Poppy seed	Pakistani Rupee	35	27	-23%
Logar	Cannabis seed	Afghani	35	30	-14%
Nangarhar	Poppy seed	Pakistani Rupee	30	20	-33%
	Cannabis seed	Pakistani Rupee	7	10	+43%
Paktya	Cannabis seed	Afghani	20	20	0%
Takhar	Poppy seed	Afghani	50	60	+20%
	Cannabis seed	Afghani	40	40	+0%
Uruzgan	Poppy seed	Afghani	87	87	0%
	Cannabis seed	Afghani	49	49	0%
Zabul	Poppy seed	Afghani	84	84	0%
	Cannabis seed	Afghani	56	56	0%

Table 12: Prices of cannabis and poppy seeds in Afghanistan, (US\$/kg), Apr 2016 – Apr 2017

Types of seeds	Apr-16	May-16	Jun-16	Jul-16	Aug-16	Sep-16	Oct-16	Nov-16	Dec-16	Jan-17	Feb-17	Mar-17	Apr-17	Increase/Decrease (%)
Cannabis seed	0.47	0.46	0.50	0.43	0.46	0.44	0.45	0.43	0.52	0.62	0.60	0.60	0.60	0%
Poppy seed	0.74	0.74	0.71	0.69	0.69	0.68	0.77	0.85	0.81	0.92	0.99	1.00	0.93	-7%

7 PRICES OF HEROIN, OPIUM AND HASHISH AT CONSUMER LEVEL:

The consumer prices of heroin, opium and hashish collected from different regions of Afghanistan are as below. The quality of product varies widely in different regions.

Figure 6: Regional average⁷ prices of heroin, opium and hashish at consumer level in (US\$/Kg), Apr 2017

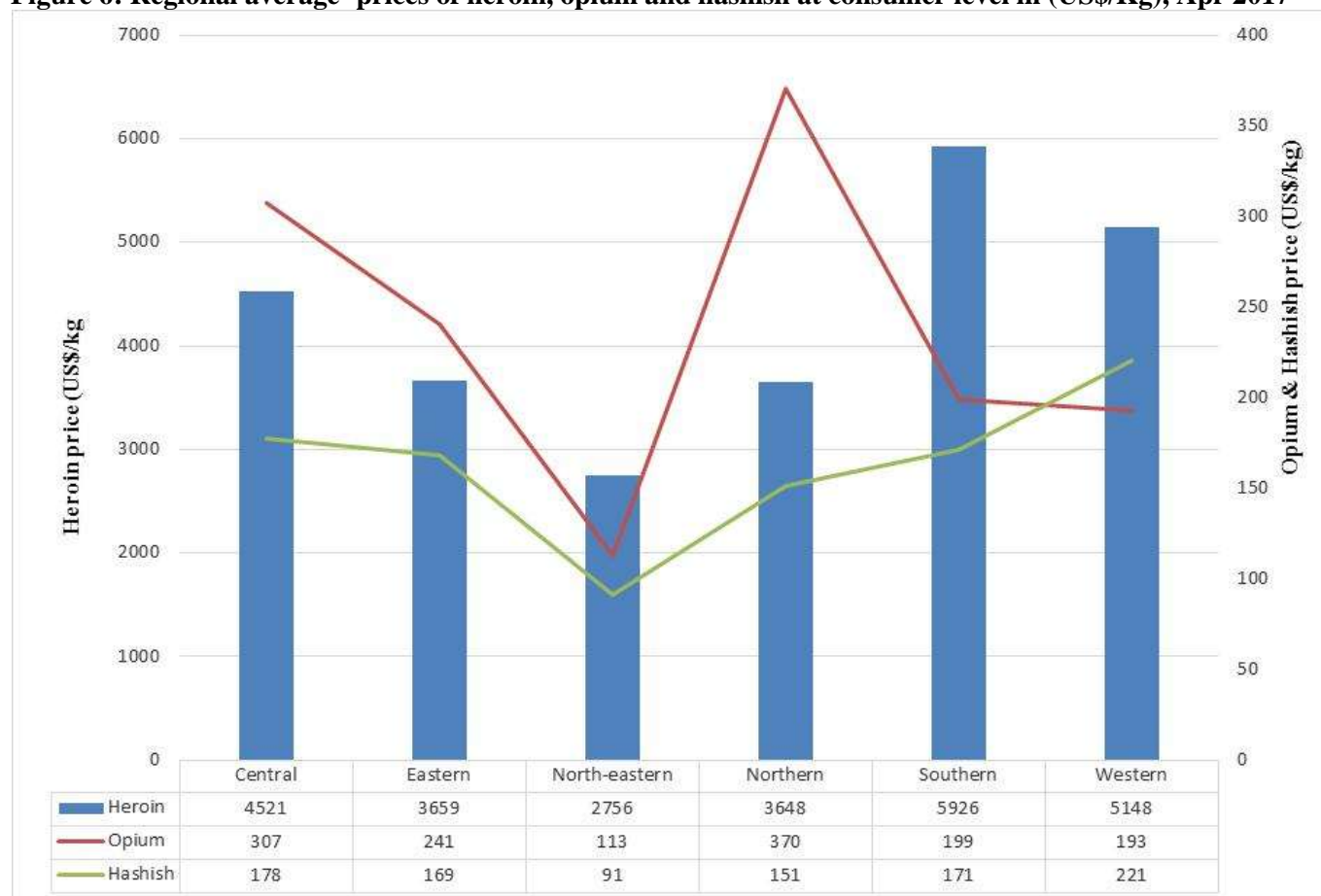


Table 13: Average⁸ prices of Heroin, Opium and Hashish at consumer level in Afghanistan, (US\$/kg), Apr 2016 – Apr 2017

Types of drug	Average prices in (US\$/kg)													Change (Apr-Mar) (%)
	Apr-16	May-16	Jun-16	Jul-16	Aug-16	Sep-16	Oct-16	Nov-16	Dec-16	Jan-17	Feb-17	Mar-17	Apr-17	
Heroin	5,472	4,430	4,345	4,477	4,215	4,434	4,969	4,702	4,817	4,866	4,943	4,580	4,194	-8%
Opium	288	275	336	253	254	255	272	271	265	272	267	260	235	-10%
Hashish	152	144	230	152	162	185	186	186	186	196	195	182	166	-9%

8 PRICE OF ACETIC ANHYDRIDE

Table 15: Average price of acetic anhydride in Afghanistan, (US\$/Lit) Apr 2016 – Apr 2017

Variety of Acetic Anhydride	Apr-16	May-16	Jun-16	Jul-16	Aug-16	Sep-16	Oct-16	Nov-16	Dec-16	Jan-17	Feb-17	Mar-17	Apr-17	Increase/Decrease (%)
Acetic Anhydride - A*	235	236	240	227	236	229	238	211	206	215	372	370	590	+60%
Acetic Anhydride - B*	174	169	165	169	164	159	160	159	162	169	174	173	179	+3%
Acetic Anhydride - C*	164	159	155	159	154	150	155	144	148	150	149	144	153	+6%
Acetic Anhydride - D*	135	144	145	140	153	149	160	160	145	152	161	151	167	+10%
Acetic Anhydride - E*	143	145	146	142	146	144	148	147	140	143	148	142	148	+4%
Acetic Anhydride - F*	200	199	193	178	183	181	190	214	202	180	454	453	350	-23%

⁷ Simple average of all observations

9 LICIT CROPS:

Prices of wheat, cotton, saffron, rice (imported) and rice (local) collected in six provinces of Afghanistan are shown in below table.

Table 16: Prices of wheat, cotton, saffron, imported and local rice in Afghanistan in local currency, April 2017

Province	Types of crops	Price/Kg in Pakistani Rupee (PRs)	Price/Kg in Afghani (AFs)	Price/Kg in (US\$)
Badakhshan	Wheat	-	40	0.6
Badakhshan	Rice Imported	-	90	1.3
Badakhshan	Rice Local	-	60	0.9
Balkh	Wheat	-	20	0.3
Balkh	Cotton	-	55	0.8
Balkh	Rice Imported	-	82	1.2
Balkh	Rice Local	-	47	0.7
Hirat	Wheat	-	20	0.3
Hirat	Cotton	-	90	1.3
Hirat	Saffron	-	120,000	1,778
Hirat	Rice Imported	-	74	1.1
Hirat	Rice Local	-	60	0.9
Kandahar	Wheat	52	-	0.5
Kandahar	Cotton	270	-	2.6
Kandahar	Rice Imported	107	-	1.0
Nangarhar	Wheat	36	-	0.3
Nangarhar	Cotton	180	-	1.7
Nangarhar	Rice Imported	137	-	1.3
Nangarhar	Rice Local	47	-	0.5
Takhar	Wheat	-	30	0.4
Takhar	Rice Imported	-	87	1.3
Takhar	Rice Local	-	52	0.8

Table 17: Average prices of wheat, cotton, saffron, imported and local rice in Afghanistan, (US\$/kg), Apr 2016 – Apr 2017

Types of crops	Apr-16	May-16	Jun-16	Jul-16	Aug-16	Sep-16	Oct-16	Nov-16	Dec-16	Jan-17	Feb-17	Mar-17	Apr-17	Increase/Decrease (%)
Wheat	0.37	0.35	0.32	0.36	0.39	0.37	0.36	0.37	0.41	0.39	0.42	0.32	0.41	+29%
Cotton	1.37	1.43	1.44	1.51	1.48	1.55	1.56	1.53	1.57	1.54	1.58	1.54	1.62	+5%
Saffron	1,757	1,745	1,744	1,453	1,489	1,504	1,444	1,651	1,647	1,649	1,799	1,802	1,778	-1%
Rice (Imported)	1.11	1.03	1.07	1.11	1.13	1.13	1.14	1.14	1.15	1.20	1.20	0.97	1.21	+25%
Rice (Local)	0.60	0.58	0.55	0.59	0.62	0.65	0.62	0.67	0.71	0.68	0.73	0.57	0.74	+30%

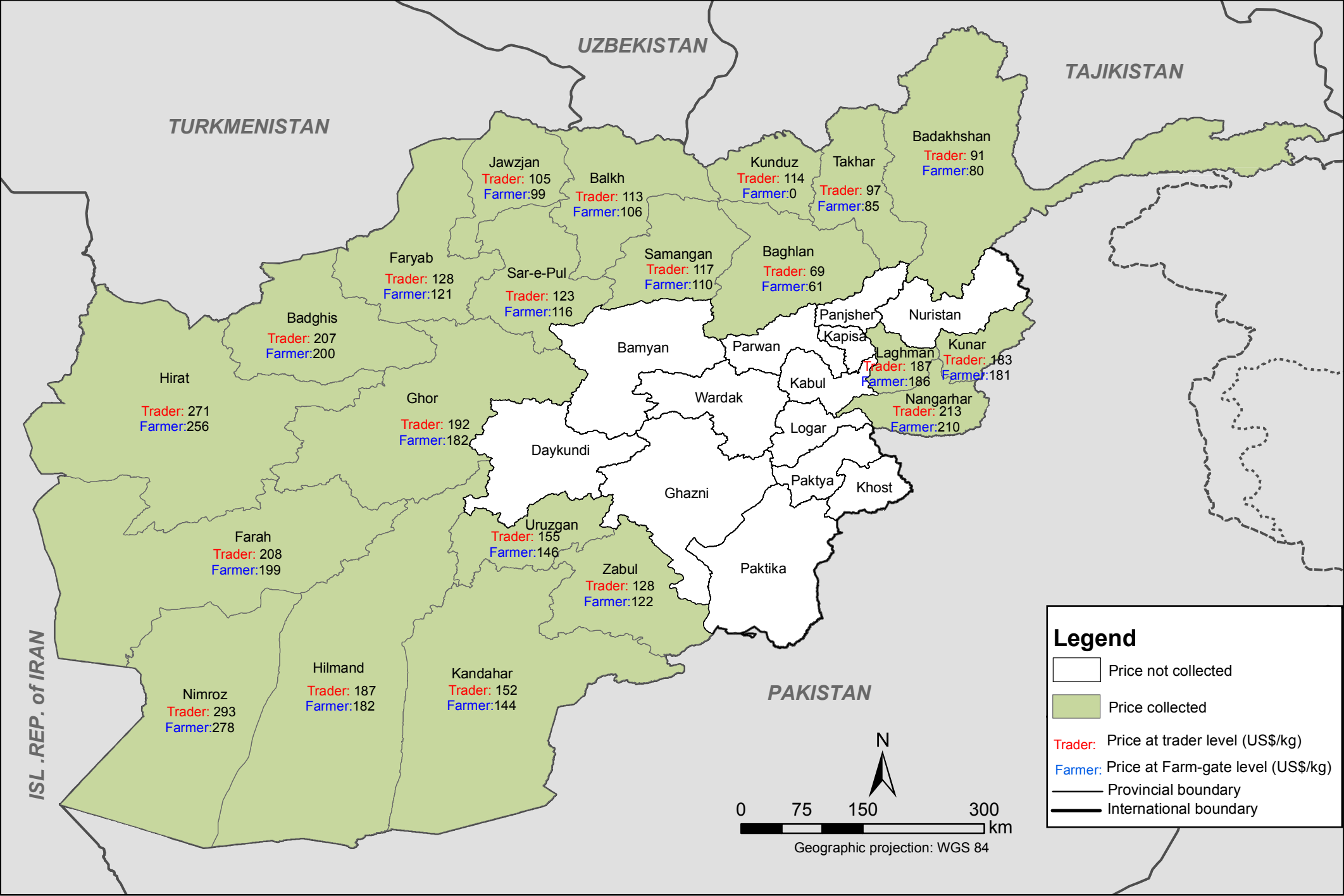
10 METHODOLOGY:

- Prices are collected in the last week of every month from around twenty farmers and equal numbers of trader prices are collected by MCN Survey coordinators generally from different farmers and traders each month; however the price data collection is sourced from a few known farmers and traders as well.
- Opium prices are collected from 21 of 34 provinces namely Badakhshan, Baghlan, Badghis, Balkh, Farah, Faryab, Ghor, Hilmand, Hirat, Kandahar, Kunar, Kunduz, Laghman, Nangarhar, Nimroz, Uruzgan, Takhar, Sur-Pul, Samangan, Jawzjan and Zabul. The prices of dry and fresh opium are collected from farmers (at farm-gate level) and traders (at trader level).
- Different varieties of heroin, morphine and cannabis resin prices are collected from six provinces of Afghanistan namely Badakhshan, Balkh, Hirat, Nangarhar, Kandahar and Takhar.
- Prices of some licit crops such as wheat, saffron, imported and local rice is also collected from six provinces of Afghanistan and included in this report.
- Prices of poppy seeds, cannabis seeds and acetic anhydride are included in the report as well.
- The prices are also presented in local currency for convenience of certain analysis; however the national average prices are presented in USD. At the regional level, average prices are reflected in local currency with exception of the Western region since prices are reported in two different currencies.
- Prices are reported in different currencies in different regions. The prices in Eastern region (Kunar, Laghman and Nangarhar) and Southern region (Kandahar, Hilmand, Uruzgan and Zabul) are reported in Pakistani rupees. In Northern (Balkh, Baghlan, Farayb, Sur-Pul, Samangan and Jawzjan) and North-eastern (Badakhshan, Kunduz and Takhar) regions, the prices are reported in Afghani. However, prices are reported in two different currencies namely Afghani and Iranian Tuman in Western (Hirat, Nimroz, Farah, Badghis and Ghor) region. The prices are converted in US\$ using the exchange rate from oanda.com site considering the rates on the same date the observation is made.

Table 18: Number of observations of dry and fresh opium prices

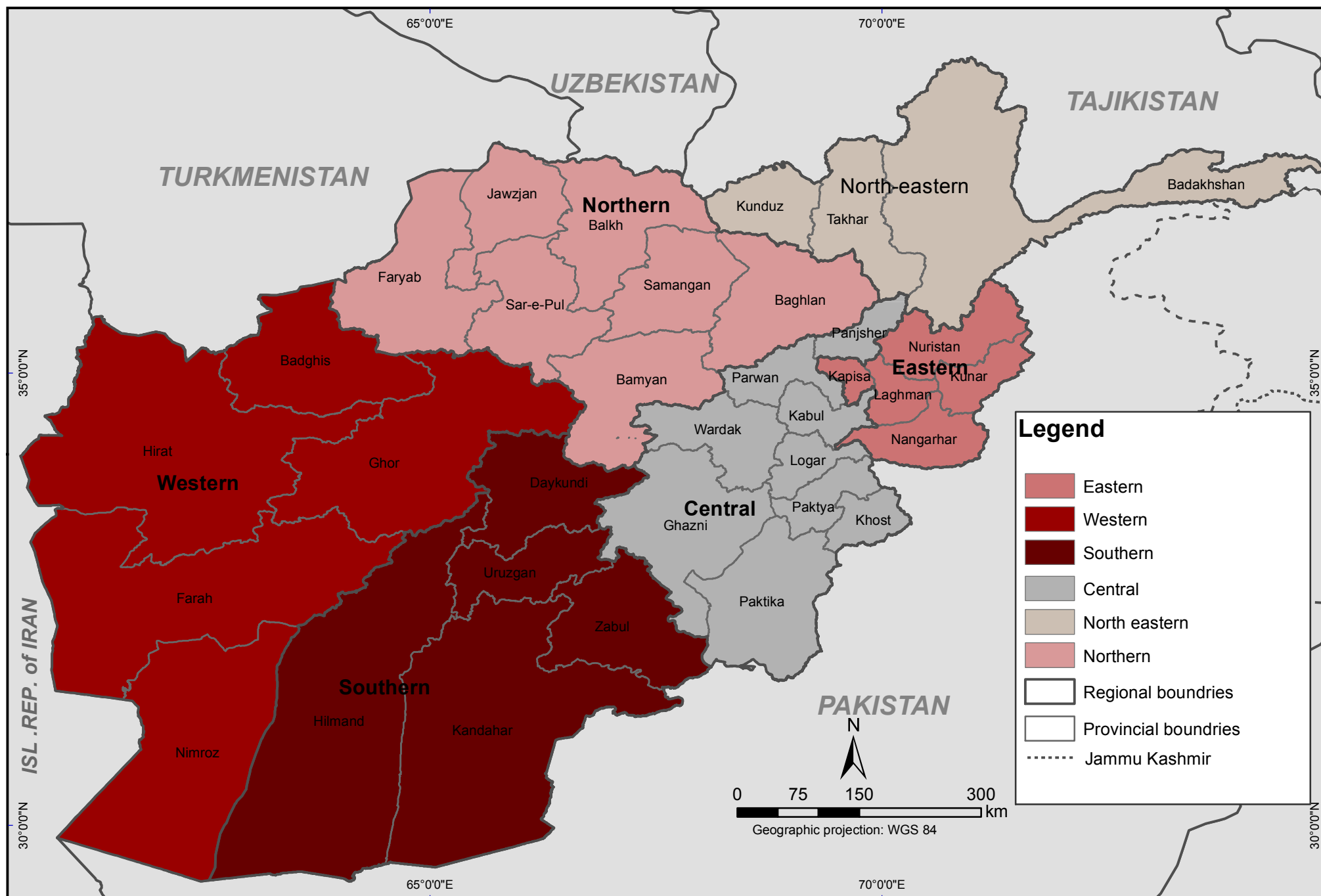
	Number of observations (n)		Number of provinces price collected
	Farm-gate price	Trader price	
Dry Opium	196	199	21
Fresh Opium	131	131	15

Afghanistan: Average dry opium price (April 2017)



Source: Government of Afghanistan - National monitoring system implemented by UNODC/MCN
Note: The boundaries and names shown and the designations used on this map do not imply official endorsement or acceptance by the United Nations.
The dotted line represents approximately the line of control in Jammu and Kashmir agreed upon by India and Pakistan. The final status of Jammu and Kashmir has not yet been agreed upon by the parties.

Regional grouping of provinces for the opium poppy survey in Afghanistan



Source: Government of Afghanistan - National monitoring system implemented by UNODC

Note: The boundaries and names shown and the designations used on this map do not imply official endorsement or acceptance by the United Nations.

The dotted line represents approximately the line of control in Jammu and Kashmir agreed upon by India and Pakistan. The final status of Jammu and Kashmir has not yet been agreed upon by the parties.